
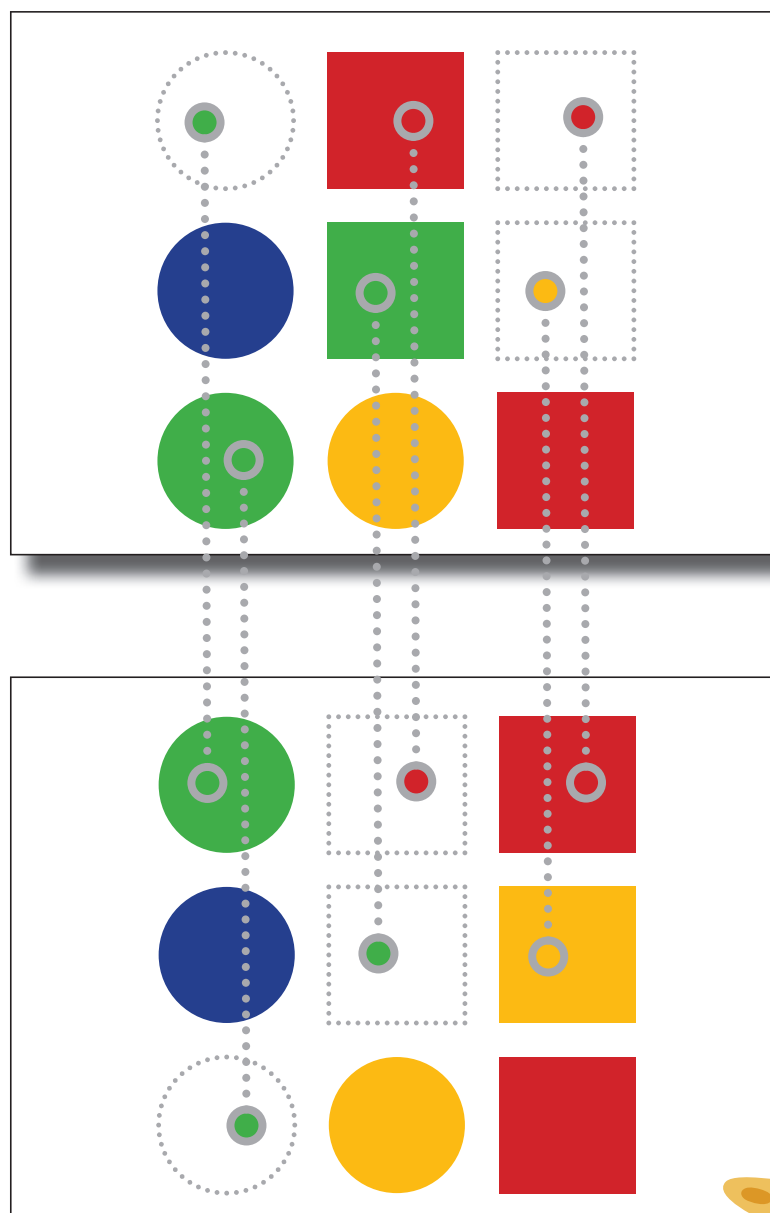


P-6-2

PATTERNS - SHAPES IN A GRID

3X3 GRID - MIRRORING



dr. Kristijan Musek Lešnik, dr. Petra Lešnik Musek

PATTERNS - SHAPES IN A GRID

3X3 GRID - MIRRORING

dr. Kristijan Musek Lešnik

dr. Petra Lešnik Musek



PATTERNS - SHAPES IN A GRID

3X3 GRID - MIRRORING

dr. Kristijan Musek Lešnik

dr. Petra Lešnik Musek

Title of the workbook: PATTERNS - SHAPES IN A GRID: 3X3 GRID - MIRRORING
Brainscribed program - supporting visual-motor integration and fine-motor skills development.

© 2025 Kristijan Musek Lešnik, Petra Lešnik Musek

All rights reserved.

No part of this book may be reproduced or used in any way
without the prior written permission of the copyright holders.

Brainscribed program members/subscribers can print and use the worksheets
in this workbook for their work with children during their membership/subscription.

Illustrations: los_ojos_pardos, Shutterstock

First edition, 2025

Number of pages: 188



Brainscribed resources help children develop and strengthen
visual-motor integration and fine-motor skills!

Published by:

IPSOS dr. Kristijan Musek Lešnik s.p.

Požarnice 26d, 1351 Brezovica pri Ljubljani

www.brainscribed.com

Table of contents

Tasks in this workbook	4
About completing patterns	5
Activity aids - circles and squares	5
 Worksheets	 18
Two missing dots	18
Three missing dots	38
Four missing dots	58
Five missing dots	78
Six missing dots	98
Seven missing dots	118
Eight missing dots	138
Nine missing dots	158
 About Brainscribed program	 178
List of Brainscribed volumes - 2025	179
Different types of Brainscribed tasks	182

Tasks in this workbook

The collection consists of pairs of identical patterns that are missing some circles or squares. The aim of each task is to create two matching patterns.

The children compare the two patterns to identify which circles or squares belong to the spots where the shapes are missing.

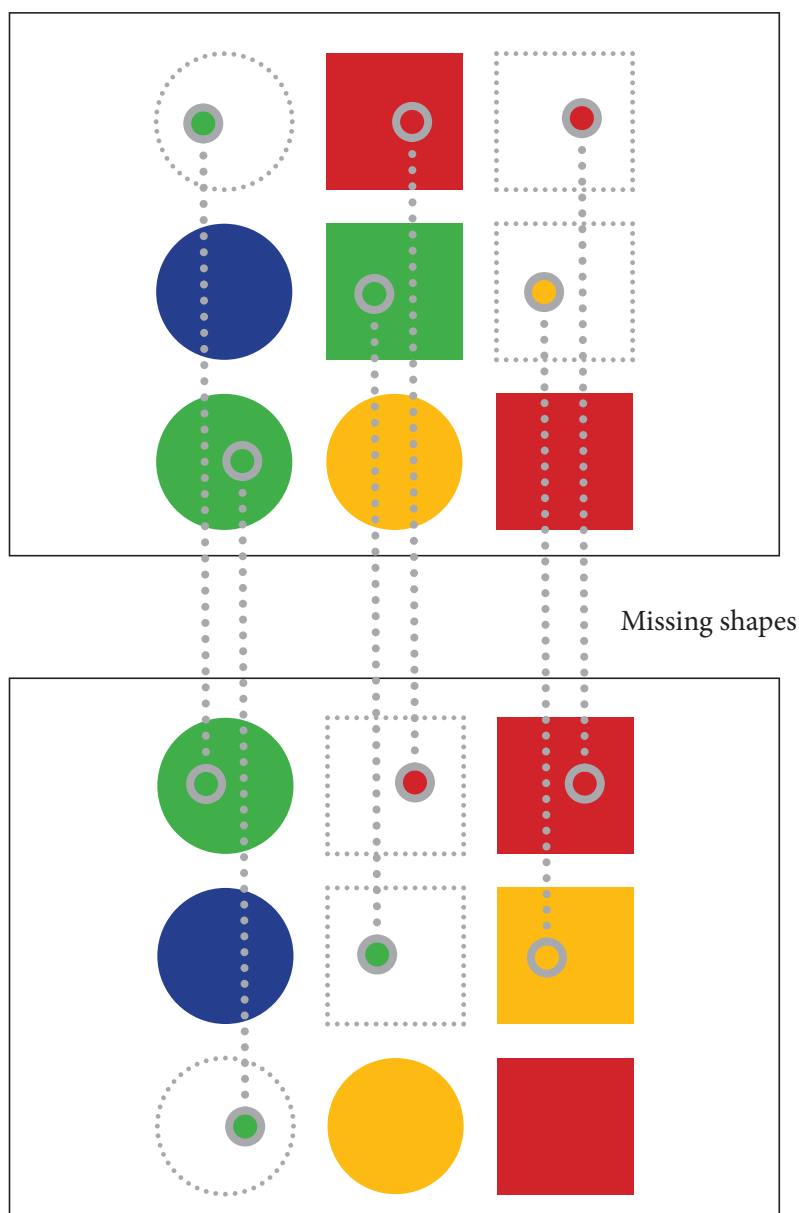
Each pattern consists of nine circles or squares coloured in four colours: blue, red, yellow and green.

The number of missing shapes in each pattern increases from the beginning to the end of the volume - this increases the difficulty of the challenges.

Instructions:

Compare the two patterns and fill in the missing shapes to make two identical patterns.

Example:



About completing patterns

Why pattern matching and completing activities are important

Tasks in which children fill in missing elements in patterns stimulate their cognitive development.

Tasks that involve comparing patterns and identifying their missing elements stimulate observational skills development. When children compare two sets of patterns and identify the missing elements in one of them, their attention is strengthened and their ability to concentrate, compare and identify similarities and differences is reinforced.

The activities in this collection encourage children to observe and compare the patterns carefully, which can contribute to improving their ability to focus on details. As they compare patterns, their visual discrimination skills are improved; these later play a key role in important developmental challenges such as learning to read, write and other skills. Pattern matching also encourages the development of mental flexibility, adaptability and critical thinking and problem-solving skills, as children need to analyse and evaluate each template in order to create identical patterns. As these tasks require the child to recall the details of one template and compare them with another, they also help to strengthen visual and short-term memory.

Another important aspect of tasks that require comparing and completing patterns is stimulating patience and perseverance, which are essential life skills both for solving these types of tasks and for achieving goals in various other challenges that children will face later on.

Activity aids - circles











There are several possible ways to do the tasks in this workbook:


- version 1 - children compare two patterns on the template, both of which are incomplete; they place the corresponding shapes in the empty spaces to create two identical patterns,
- version 2 - children pick the corresponding coloured shapes from the pile and arrange them on a flat surface according to the patterns on the template; they then compare the two patterns and fill in the voids of both patterns with the corresponding circles or squares to create two identical patterns.

On pages 6 to 17 you will find printed coloured circles and squares that you can use for the activities in this workbook. Depending on the level of fine motor skills of the individual child (younger children can handle larger objects more easily, while smaller shapes are more suitable for children who have already developed better fine motor control of their fingers) and the available room, you can print smaller (30 mm), medium (70mm) or larger shapes (120mm).











Print and then laminate as many copies of the sheets with coloured shapes as you like, then cut out and save the dots for the children to use in the activities in this book.


www.brainscribed.com
Volume P-6.2


 19A

www.brainscribed.com
Volume P-6.2


			
			
			

 19B

www.brainscribed.com
Volume P-6.2




A 3x3 grid of shapes. Row 1: Blue circle, Red square, Dotted circle. Row 2: Red circle, Blue circle, Green circle. Row 3: Green circle, Red square, Yellow circle.




BRAIN
SCRIBED
expert

28A

www.brainscribed.com
Volume P-6.2



A 3x3 grid of shapes. Row 1: Blue circle, Red square, Yellow circle. Row 2: Red circle, Blue circle, Green circle. Row 3: Green circle, Dotted square, Yellow circle.



BRAIN
SCRIBED
expert

28B


www.brainscribed.com
Volume P-6.2

42 A


www.brainscribed.com
Volume P-6.2

42 B


www.brainscribed.com
Volume P-6.2




A 3x3 grid of shapes. Row 1: Blue circle, Green square, Red circle, Yellow starfish. Row 2: Dotted circle, Blue circle, Blue square. Row 3: Red square, Yellow square, Green circle.

 55A

www.brainscribed.com
Volume P-6.2



A 3x3 grid of shapes. Row 1: Blue circle, Dotted square, Red circle, Yellow starfish. Row 2: Yellow circle, Blue circle, Blue square. Row 3: Red square, Yellow square, Dotted circle.

 55B

www.brainscribed.com
Volume P-6.2

83A

www.brainscribed.com
Volume P-6.2

83B

www.brainscribed.com
Volume P-6.2

105A

www.brainscribed.com
Volume P-6.2

105B

www.brainscribed.com
Volume P-6.2

130A

www.brainscribed.com
Volume P-6.2

130B

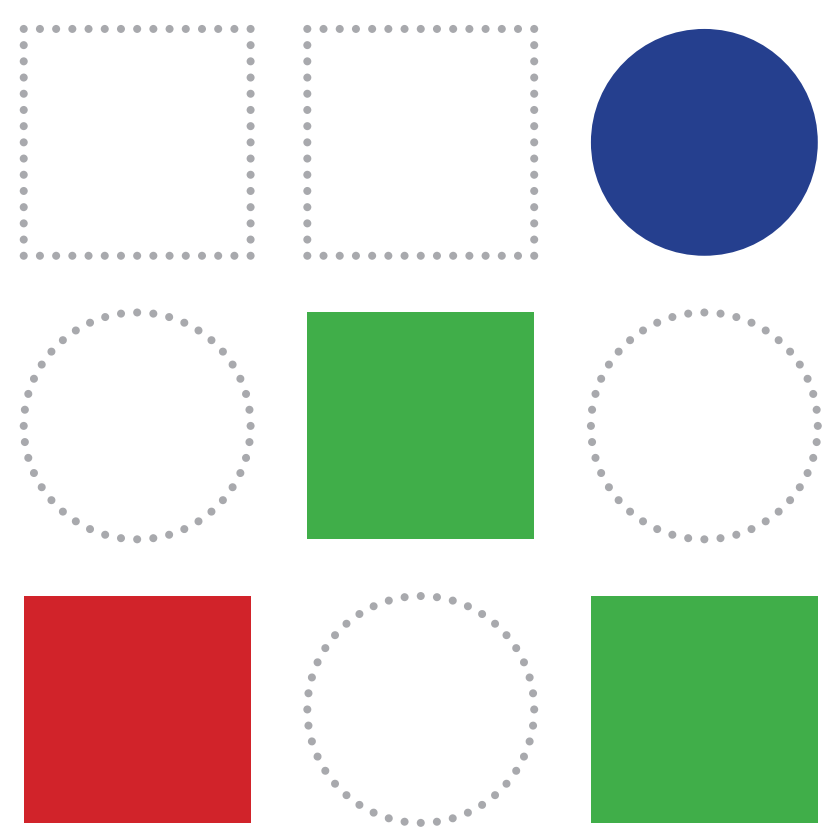
www.brainscribed.com
Volume P-6.2

151 A


www.brainscribed.com
Volume P-6.2

151 B

www.brainscribed.com
Volume P-6.2




A 3x3 grid of shapes. Row 1: dotted square, dotted square, solid blue circle. Row 2: dotted circle, solid green square, dotted circle. Row 3: solid red square, dotted circle, solid green square.




BRAIN
SCRIBED
expert

165A

www.brainscribed.com
Volume P-6.2










A 3x3 grid of shapes. Row 1: solid yellow square, solid red square, dotted circle. Row 2: solid blue circle, dotted square, solid yellow circle. Row 3: dotted square, solid red circle, dotted square.



BRAIN
SCRIBED
expert




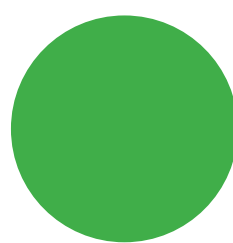





165B

www.brainscribed.com
Volume P-6.2



176A

www.brainscribed.com
Volume P-6.2



176B

About Brainscribed program

EXTENSIVE collection of activities

Brainscribed collection features thousands of worksheets with tens of thousands of challenges and activities of different types, created to stimulate the development of visual-motor integration and graphomotor skills in children. With its extensive corpus of materials, it is one of the most comprehensive collections of its kind, **globally**.

Based on BRAIN & EDUCATIONAL SCIENCE

Science fact:

Visual-motor exercises create functional connections among visual and motor regions in brains.

Science fact:

Fine motor skills, non-verbal intelligence and executive functioning are significantly interrelated.

Science fact:

Visual-motor exercises improve graphomotor skills which are important predictors of later academic achievement.

FUN and CHALLENGING activities

Brainscribed resources stimulate visual-motor integration development with countless fun and **developmentally appropriate** activities, designed to be **user friendly** both for adults working with children (easy selection of developmentally appropriate activities according to the child's current stage of visual-motor integration and skills), as well as for children (challenging activities).

Designed for EXPERTS and PARENTS

Brainscribed workbooks provide **teachers** and other **experts** (preschool, school, special education, therapy, etc.) with appropriate and gradually challenging tasks according to developmental needs of their children as well as offer **parents** developmentally appropriate and gradually challenging tasks for their children.

Activities for EVERY child ...

Every child's visual motor integration and skills development can **benefit** from graphomotor / visual-motor tasks and training at home or in a classroom.

... and for children with DIFFICULTIES

Visual-motor deficits and graphomotor difficulties can be debilitating for children. Teachers and other experts working with children with visual motor integration problems or/and with writing problems will find a plentitude of useful and engaging tasks for a **systematic intervention** in Brainscribed workbooks for children with visual-motor difficulties.

Created by EXPERTS

Dr. Kristijan Musek Lešnik (Ph.D.) - Founder nad Chair of the Centre for Positive Psychology, University of Primorska, Slovenia - President of the Council of Experts for General Education of the Republic of Slovenia - past President of the Committee for the Children with Special Needs - past President of the National Testing Committee, Slovenia.

Dr. Petra Lešnik Musek (Ph.D. in Developmental Psychology) - Specialist of Clinical Psychology at the Department of Child Neurology, Paediatric Clinic of the University Clinical Centre, Ljubljana, Slovenia - combines years of experience in developmental psychology and family therapy in clinical work with children and their families.

List of Brainscribed volumes - 2025

Collection: CUTTING AND TEARING

Volume C-1-1: CUTTING AND TEARING: HORIZONTAL AND VERTICAL LINES
Volume C-1-2: CUTTING AND TEARING: ZIG-ZAG LINES
Volume C-1-3: CUTTING AND TEARING: WAVY LINES
Volume C-1-4: CUTTING AND TEARING: SPIRALS
Volume C-1-5: CUTTING AND TEARING: FLATTENED SPIRALS

Collection: PATTERNS / FINGER GRIP

TWO TO FOUR STICKS

Volume P-1-1: PATTERNS - STICKS: 2 STICKS - COLOURS
Volume P-1-2: PATTERNS - STICKS: 2 STICKS - SHAPES

FIVE STICKS

Volume P-2-1: PATTERNS - STICKS: 5 STICKS - COLOURS
Volume P-2-2: PATTERNS - STICKS: 5 STICKS - SHAPES
Volume P-2-3: PATTERNS - STICKS: 5 STICKS - DIFFERENCES: COLOURS
Volume P-2-4: PATTERNS - STICKS: 5 STICKS - DIFFERENCES: SHAPES
Volume P-2-5: PATTERNS - STICKS: 5 STICKS - DIFFERENCES: COLOURS AND SHAPES
Volume P-2-6: PATTERNS - STICKS: 5 STICKS - SPACING

SIX STICKS

Volume P-3-1: PATTERNS - STICKS: 6 STICKS - COLOURS
Volume P-3-2: PATTERNS - STICKS: 6 STICKS - SHAPES
Volume P-3-3: PATTERNS - STICKS: 6 STICKS - COMPLETING
Volume P-3-4: PATTERNS - STICKS: 6 STICKS - SPACING
Volume P-3-5: PATTERNS - STICKS: 6 STICKS - MIRRORING

EIGHT STICKS

Volume P-4-1: PATTERNS - STICKS: 8 STICKS - COLOURS
Volume P-4-2: PATTERNS - STICKS: 8 STICKS - SHAPES
Volume P-4-3: PATTERNS - STICKS: 8 STICKS - COMPLETING
Volume P-4-4: PATTERNS - STICKS: 8 STICKS - ORIENTATION
Volume P-4-5: PATTERNS - STICKS: 8 STICKS - MIRRORING
Volume P-4-6: PATTERNS - STICKS: 8 STICKS - OVERLAPPING

TEN STICKS

Volume P-5-1: PATTERNS - STICKS: 10 STICKS - COLOURS
 Volume P-5-2: PATTERNS - STICKS: 10 STICKS - SHAPES
 Volume P-5-3A: PATTERNS - STICKS: 10 STICKS - FINDING DIFFERENCES: COLOURS 1
 Volume P-5-3B: PATTERNS - STICKS: 10 STICKS - FINDING DIFFERENCES: COLOURS 2
 Volume P-5-4A: PATTERNS - STICKS: 10 STICKS - FINDING DIFFERENCES: SHAPES 1
 Volume P-5-4B: PATTERNS - STICKS: 10 STICKS - FINDING DIFFERENCES: SHAPES 2
 Volume P-5-5: PATTERNS - STICKS: 10 STICKS - ORIENTATION
 Volume P-5-6: PATTERNS - STICKS: 10 STICKS - MIRRORING
 Volume P-5-7: PATTERNS - STICKS: 10 STICKS - OVERLAPPING
 Volume P-5-8: PATTERNS - STICKS: 10 STICKS - INTERVINNING
 Volume P-5-9: PATTERNS - STICKS: 10 STICKS - COMPLETING

3x3 GRID

Volume P-6-1: DOTS IN A GRID: 3x3 GRID - COLOURS
 Volume P-6-2: SHAPES IN A GRID: 3x3 GRID - SHAPES
 Volume P-6-3: DOTS IN A GRID: 3x3 GRID - DIFFERENCES
 Volume P-6-4: DOTS IN A GRID: 3x3 GRID - COMPLETING
 Volume P-6-5: DOTS IN A GRID: 3x3 GRID - MIRRORING
 Volume P-6-6: SHAPES IN A GRID: 3x3 GRID - MIRRORING

4x4 GRID

Volume P-7-1: DOTS IN A GRID: 4x4 GRID - COLOURS
 Volume P-7-2: SHAPES IN A GRID: 4x4 GRID - SHAPES
 Volume P-7-3: DOTS IN A GRID: 4x4 GRID - DIFFERENCES
 Volume P-7-4: DOTS IN A GRID: 4x4 GRID - COMPLETING
 Volume P-7-5: DOTS IN A GRID: 4x4 GRID - MIRRORING
 Volume P-7-6: SHAPES IN A GRID: 4x4 GRID - MIRRORING

Collection: GRAPHOMOTOR SKILLS

BASIC COPYING

Volume G-1-1: BASIC COPYING: CIRCLES AND SQUARES
 Volume G-1-2: BASIC COPYING: GEOMETRIC SHAPES

TRACING SHAPES

Volume G-2-1: TRACING SHAPES: TRACING CIRCLES
 Volume G-2-2: TRACING SHAPES: TRACING SQUARES
 Volume G-2-3: TRACING SHAPES: TRACING TRIANGLES
 Volume G-2-4: TRACING SHAPES: BASIC SHAPES
 Volume G-2-5: TRACING SHAPES: TRACING GEOMETRIC SHAPES- DIRECTION
 Volume G-2-6: TRACING SHAPES: TRACING ANGLED SHAPES
 Volume G-2-7: TRACING SHAPES: TRACING ROUNDED SHAPES
 Volume G-2-8: TRACING SHAPES: TRACING IRREGULAR SHAPES

SHAPE CONSTANCY

Volume G-3-1: SHAPE CONSTANCY: FINISHING SHAPES -LARGE SHAPES

Volume G-3-2: SHAPE CONSTANCY: FINISHING SHAPES - MEDIUM AND SMALL SHAPES

Volume G-3-3: SHAPE CONSTANCY: TRACING AND FINISHING SHAPES - LARGE SHAPES

Volume G-3-4: SHAPE CONSTANCY: TRACING AND FINISHING SHAPES - MEDIUM AND SMALL SHAPES

TRACING & CONNECTING

Volume G-4-1: TRACING & CONNECTING: TRACING HORIZONTAL AND VERTICAL LINES

Volume G-4-2: TRACING & CONNECTING: TRACING ZIG-ZAG LINES

Volume G-4-3: TRACING & CONNECTING: TRACING WAVY LINES

Volume G-4-4: TRACING & CONNECTING: TRACING STRAIGHT AND IRREGULAR LINES

Volume G-4-5: TRACING & CONNECTING: TRACING CURVED LINES

Volume G-4-6: TRACING & CONNECTING: CONNECTING - STRAIGHT LINES AND ANGLES

Volume G-4-7: TRACING & CONNECTING: DRAWING LINES DOT TO DOT

SPATIAL ORGANIZATION

Volume G-5-1: SPATIAL ORGANIZATION: CONNECTING DOTS - LINES

Volume G-5-2: SPATIAL ORGANIZATION: CONNECTING DOTS - PATTERNS

Volume G-5-3: SPATIAL ORGANIZATION: CONNECTING DOTS - SHAPES

Volume G-5-4: SPATIAL ORGANIZATION: DRAWING LOOPS IN 8x8 GRID

Volume G-5-5: SPATIAL ORGANIZATION: DRAWING LOOPS IN 12x12 GRID

CHANELLING

Volume G-6-1: CHANELLING: STRAIGHT LINES AND ANGLES

Volume G-6-2: CHANELLING: WAVY AND CURVED LINESS

Volume G-6-3: CHANELLING: SIMPLE CURVED LINES: NO DOTS

Volume G-6-4: CHANELLING: COMPLEX CURVED LINES: NO DOTS

Volume G-6-5: CHANELLING: CURVED LINES: WITH HELPING DOTS

Volume G-6-6: CHANELLING: CHANELLING IRREGULAR SHAPES

Volume G-6-71: CHANELLING: PATHS -10 mm WIDTH

Volume G-6-72: CHANELLING: PATHS -6 mm WIDTH

Volume G-6-73: CHANELLING: PATHS -4 mm WIDTH

Volume G-6-74: CHANELLING: PATHS -2 mm WIDTH

MAZES

Volume G-7-1: MAZES: 5 x 5 AND 6 x 6 MAZES

Volume G-7-2: MAZES: 7 x 7 AND 8 x 8 MAZES -

Volume G-7-3: MAZES: 9x9 AND 10x10 MAZES

Volume G-7-4: MAZES: 12x12 MAZES

Volume G-7-5: MAZES: 9x9 AND 11x11 ESCAPE MAZES

Volume G-7-7: MAZES: 16x16 ESCAPE MAZES

Volume G-7-8: MAZES: PATHS



Different types of Brainscribed tasks

Brainscribed activities are organised into thematic workbooks.



In each volume, the difficulty of the tasks gradually increases.

All Brainscribed activities are designed to stimulate visual-motor integration and the development of graphomotor and other fine-motor skills in a way that is interesting and engaging for children.

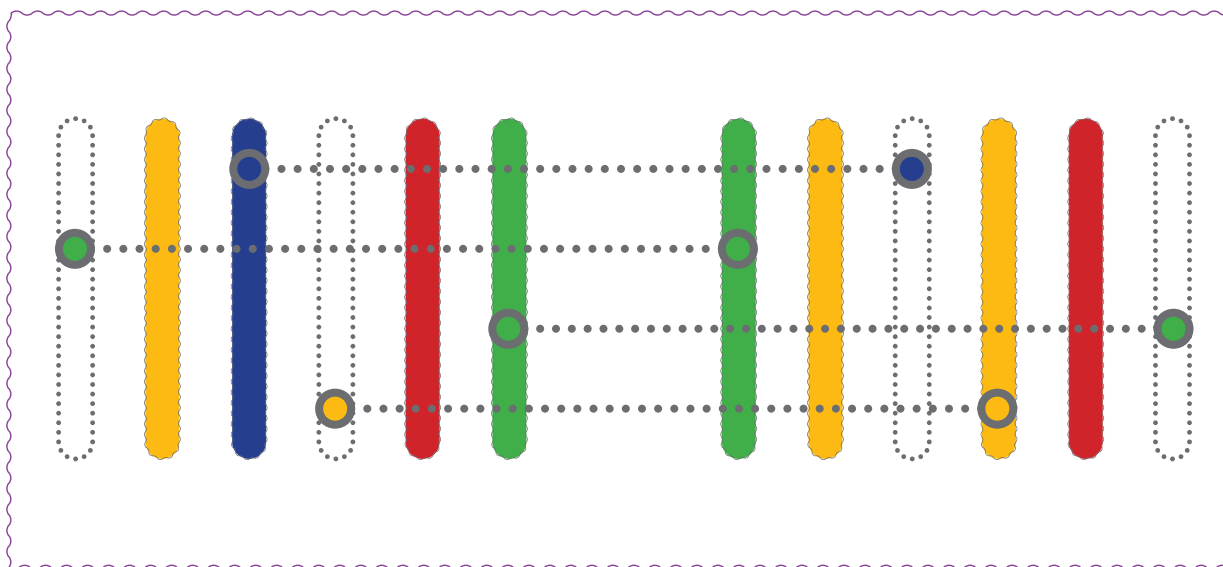
CUTTING AND TEARING ...



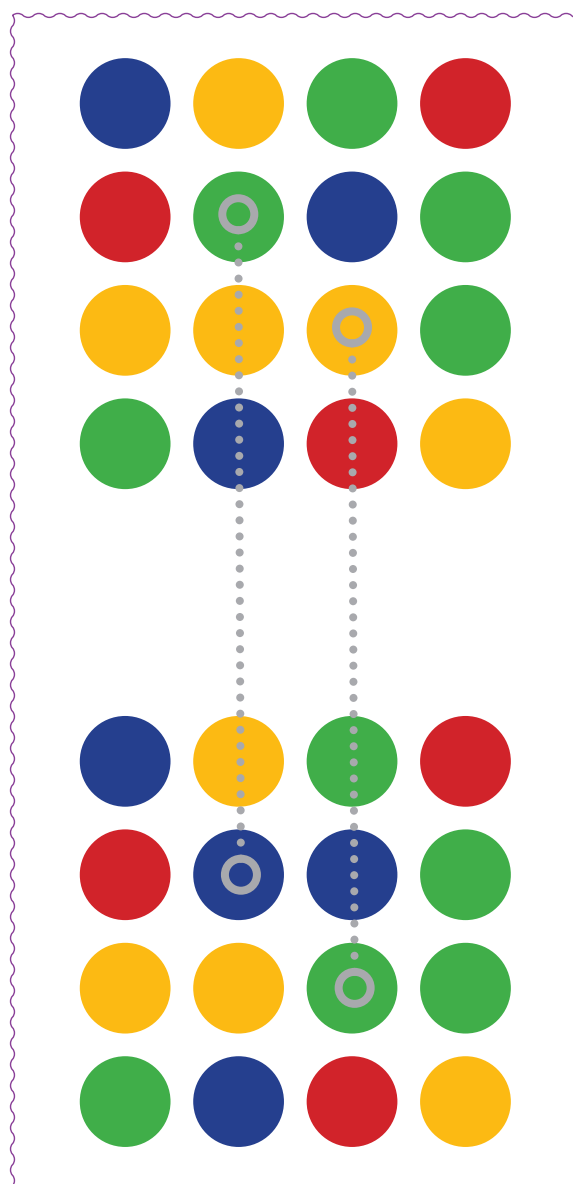
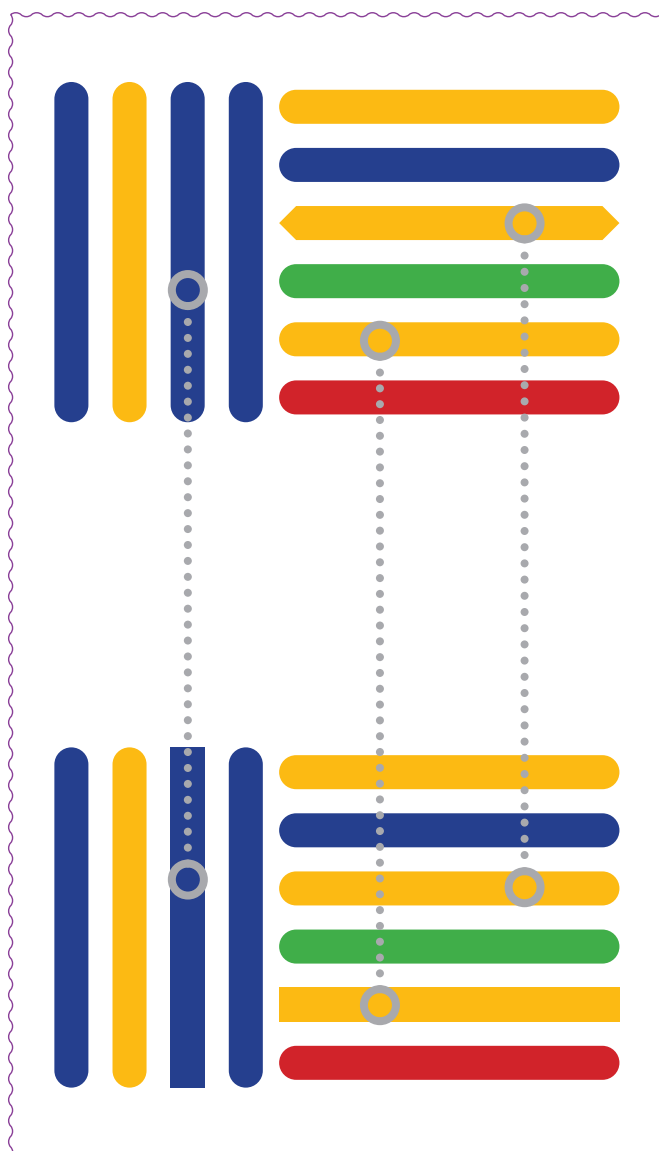
... COPYING PATTERNS ...



... COMPARING AND COMPLETING PATTERNS...

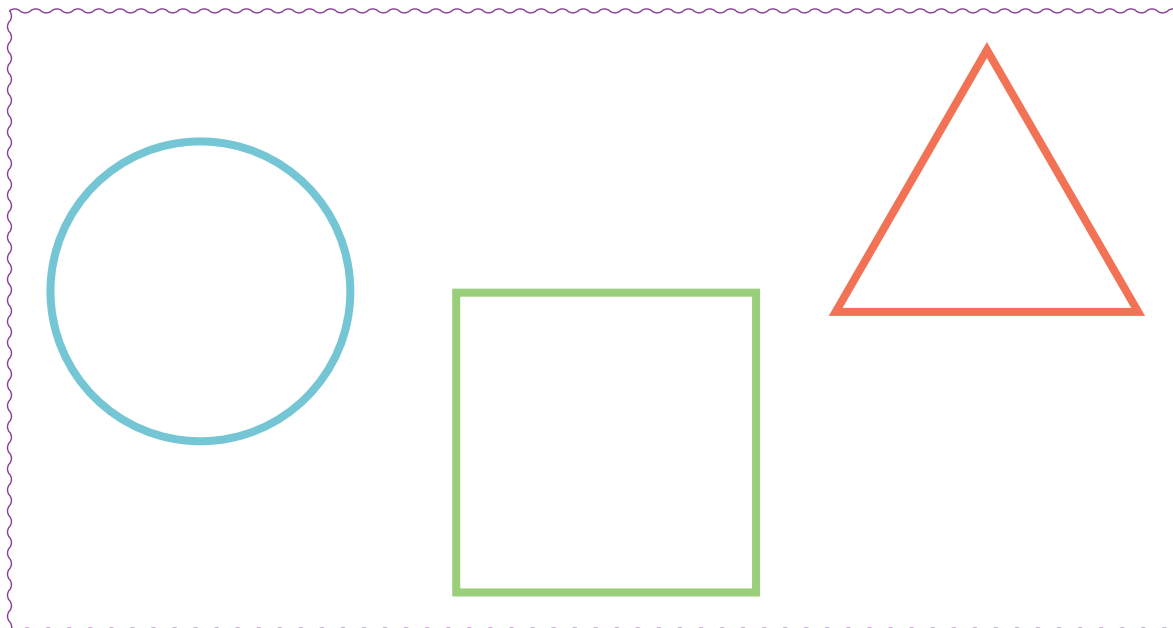


... FINDING THE DIFFERENCES ...




Different types of Brainscribed tasks

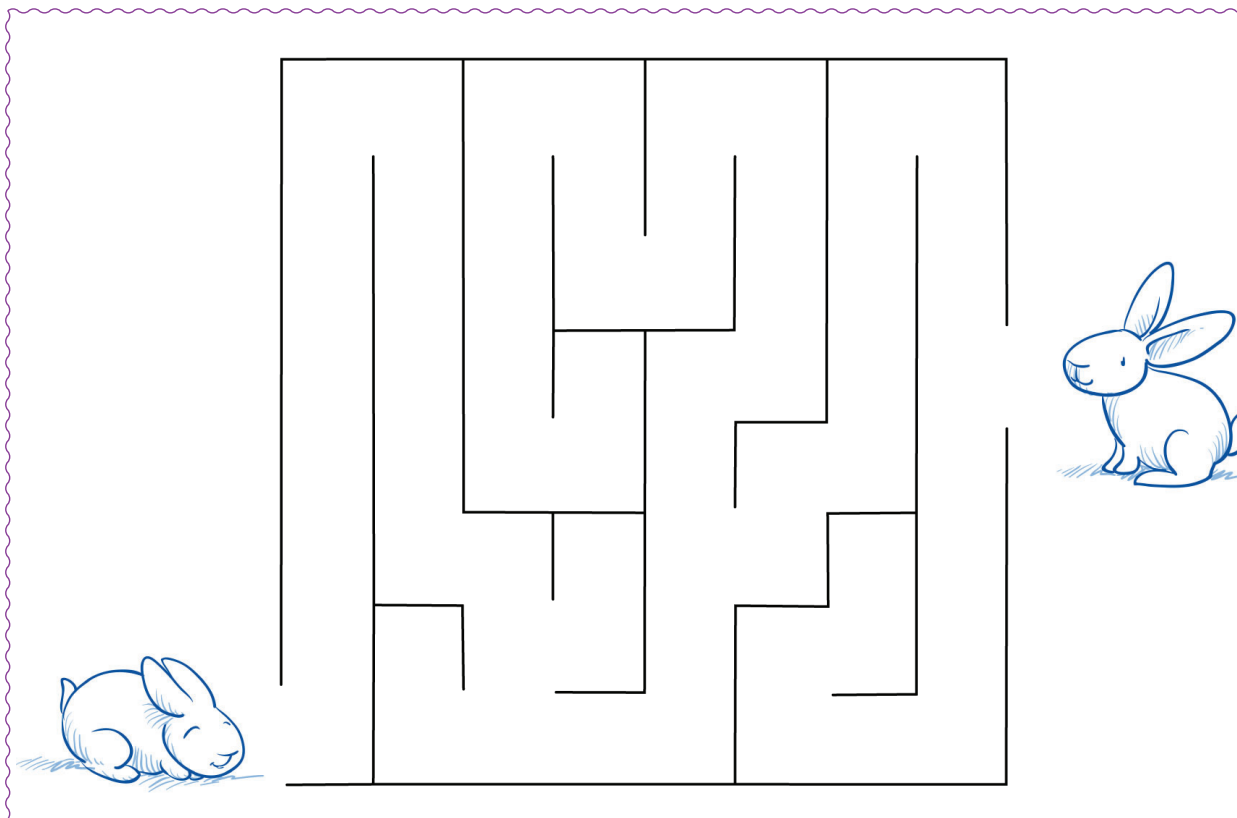
COPYING OF DIFFERENT SHAPES ...




... TRACING LINES ...



... SOLVING MAZES ...




... CHANELLING - DRAWING A PATH BETWEEN TWO GUIDING LINES...



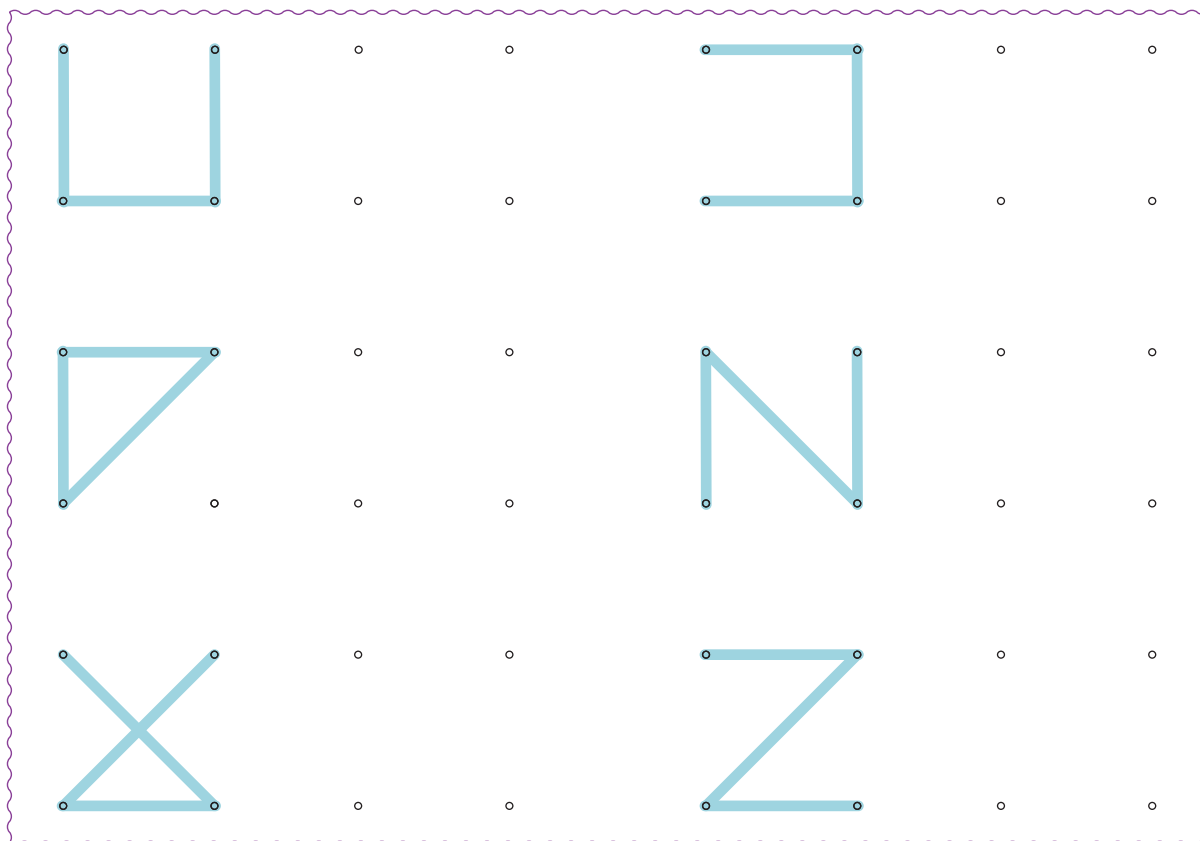
Different types of Brainscribed tasks

... SEARCHING AND TRACING PATHS ...


Different types of Brainscribed tasks



... CONNECTING DOTS ...




... DRAWING CURVES AND LOOPS IN A GRID...




Different types of Brainscribed tasks

... SEARCHING AND COMPLETING SHAPES ...



... TRACING DIFFERENT SHAPES ...



... AND MANY OTHER TYPES OF EXERCISES IN THE VARIOUS
BRAINSCRIBED WORKBOOKS!