
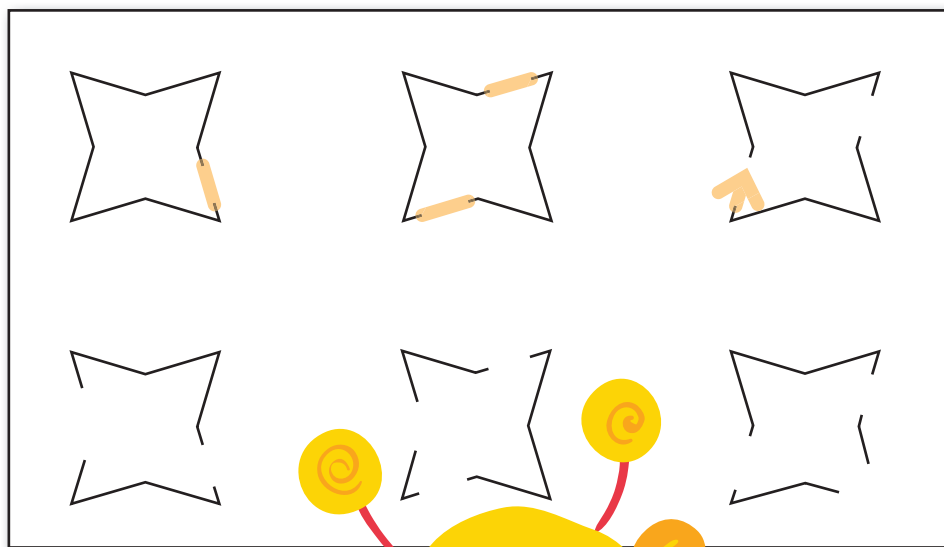


3.2

SHAPE CONSTANCY

Finishing
Medium and Small Shapes



SHAPE CONSTANCY

FINISHING

MEDIUM AND SMALL SHAPES

dr. Kristijan Musek Lešnik

dr. Petra Lešnik Musek



SHAPE CONSTANCY

FINISHING

MEDIUM AND SMALL SHAPES

dr. Kristijan Musek Lešnik
dr. Petra Lešnik Musek

Workbook title: SHAPE CONSTANCY: Finishing MEDIUM and SMALL shapes
BrainscribED Resources for Visual-Motor Integration and Graphomotor Skills Development

Copyright © 2024 Kristijan Musek Lešnik, Petra Lešnik Musek
All rights reserved.

No part of this book may be reproduced or used in any manner without the prior written permission of the copyright owners.

Members/subscribers of the BrainscribED Expert Program may print and use individual worksheets from this workbook for their own professional work during the term of their membership/subscription.

Illustrations: Daniela Barreto, Shutterstock
Front cover illustrations: los_ojos_pardos, Shutterstock
First paperback edition, 2024
Some of the worksheets first published in e-form in 2009
Number of pages: 164



BrainscribED workbooks help children develop and strengthen their visual-motor integration and graphomotor skills!

Published by:
IPSOS dr. Kristijan Musek Lešnik s.p.
Požarnice 26d, SI-1351 Brezovica pri Ljubljani
www.brainscribED.com

Contents

About finishing incomplete shapes	4
Instructions	5
Worksheets	6
Larger shapes	6
Circles	6
Squares	14
Triangles	22
Other shapes	30
Medium sized shapes	124
Small shapes	146
About BrainscribED series	158
List of 2024 BrainscribED workbooks	159
Different types of BrainscribED tasks	160

About finishing incomplete shapes

Why finishing shapes activities are important

Completing incomplete figures encourages children's hand-eye coordination. Therefore, tasks in which children are offered partial drawings to complete strengthen visual-motor integration and fine motor control of hand and finger movements.

An important advantage of completing incomplete figures is that these tasks require children to continuously compare the emerging lines with the drawings of complete figures. This evaluation is then followed by micro-movements of the hands and fingers to correct the direction of the line.


Worksheets and activities in this workbook

Activities and tasks in this workbook are designed for strengthening children's visual-motor integration and basic graphomotor skills by asking children to finish different unfinished shapes. Activities and tasks difficulty increase throughout the workbook:


- by increasing complexity of shapes (from circle to more complex shapes),
- by increasing the length of missing parts in shapes.

Children should not change the position of the sheet, or rotate it, while drawing. They should be encouraged to draw each line in a single stroke, without stopping or shifting the drawing tool.


Example: complete shape.



Example: incomplete shape with small part missing.



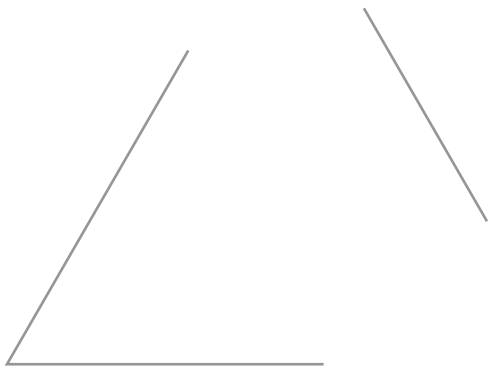
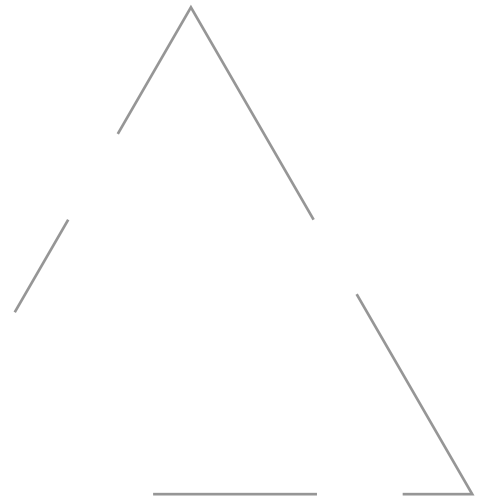

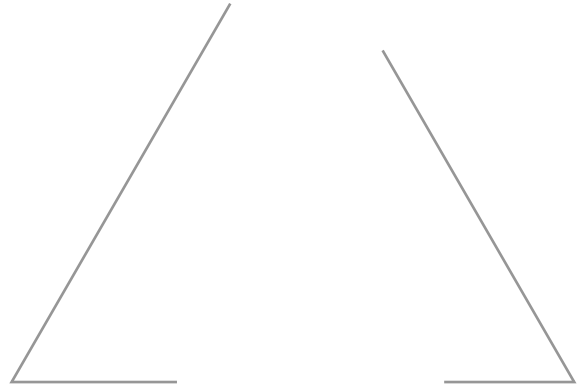
Example: incomplete shape with large parts missing.



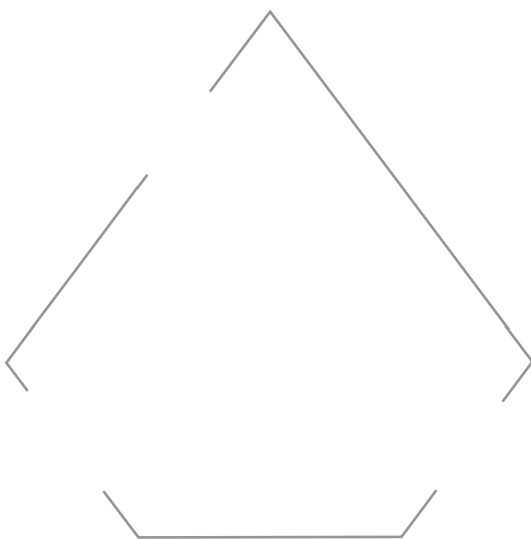
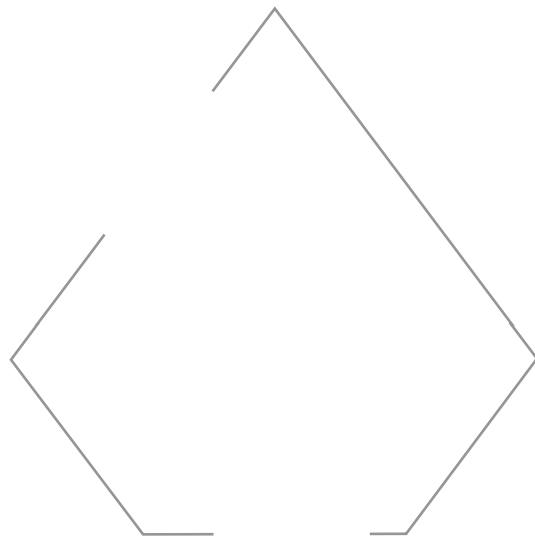
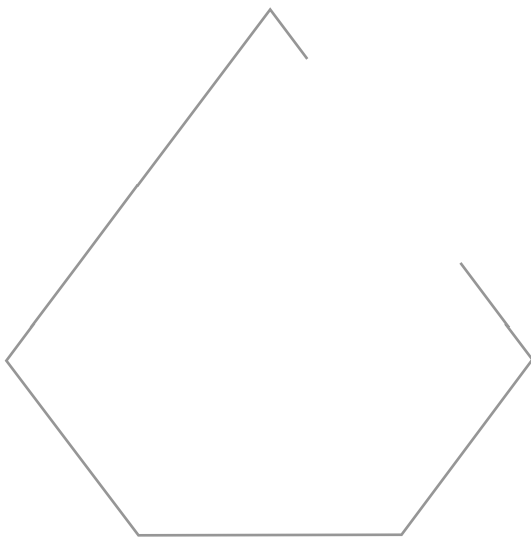
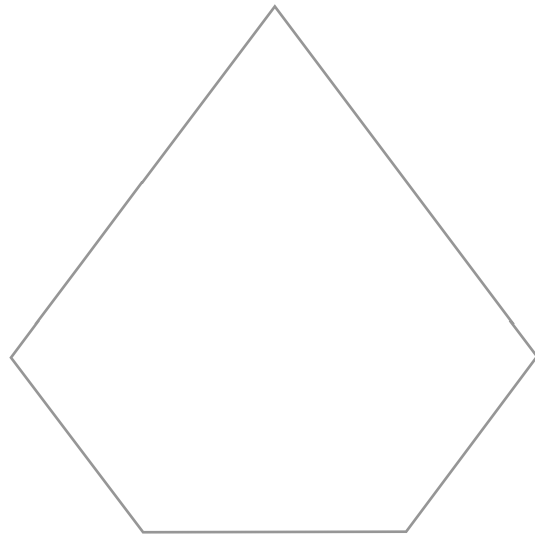
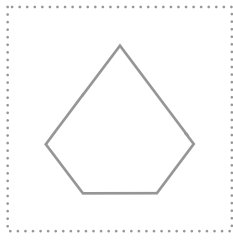
Instructions

Ask the child to compare the unfinished shapes on the page with the original shape in the dotted square and then complete them.








COMPLETE UNFINISHED SHAPES.



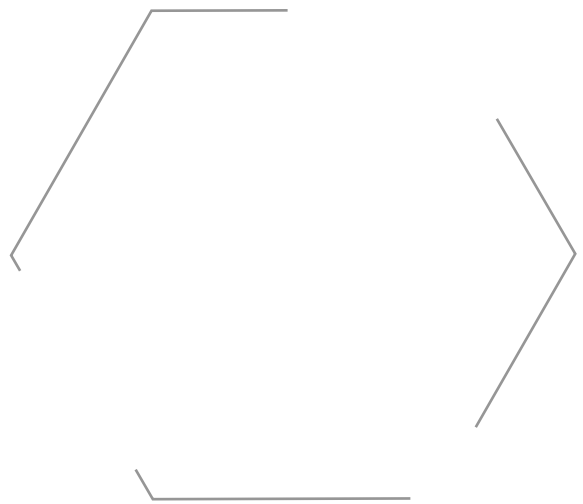
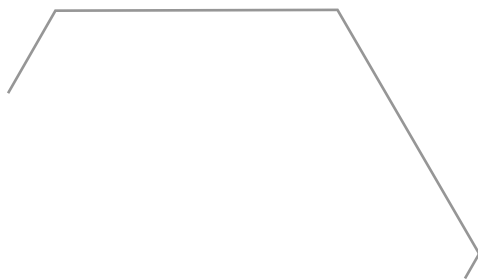
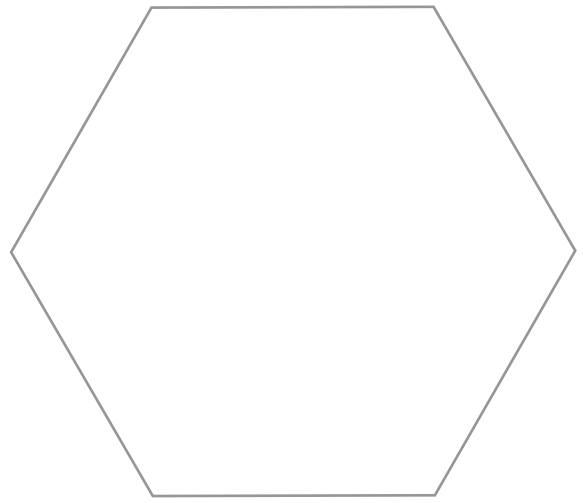
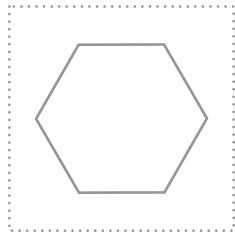
COMPLETE UNFINISHED SHAPES.




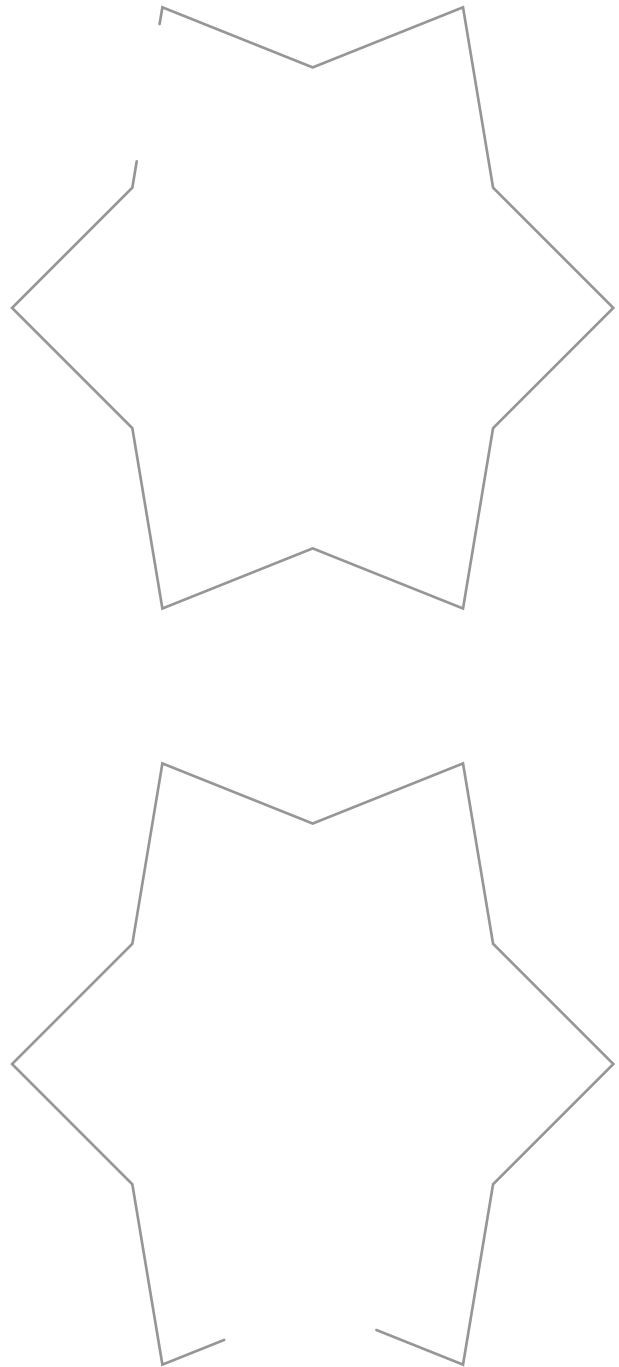
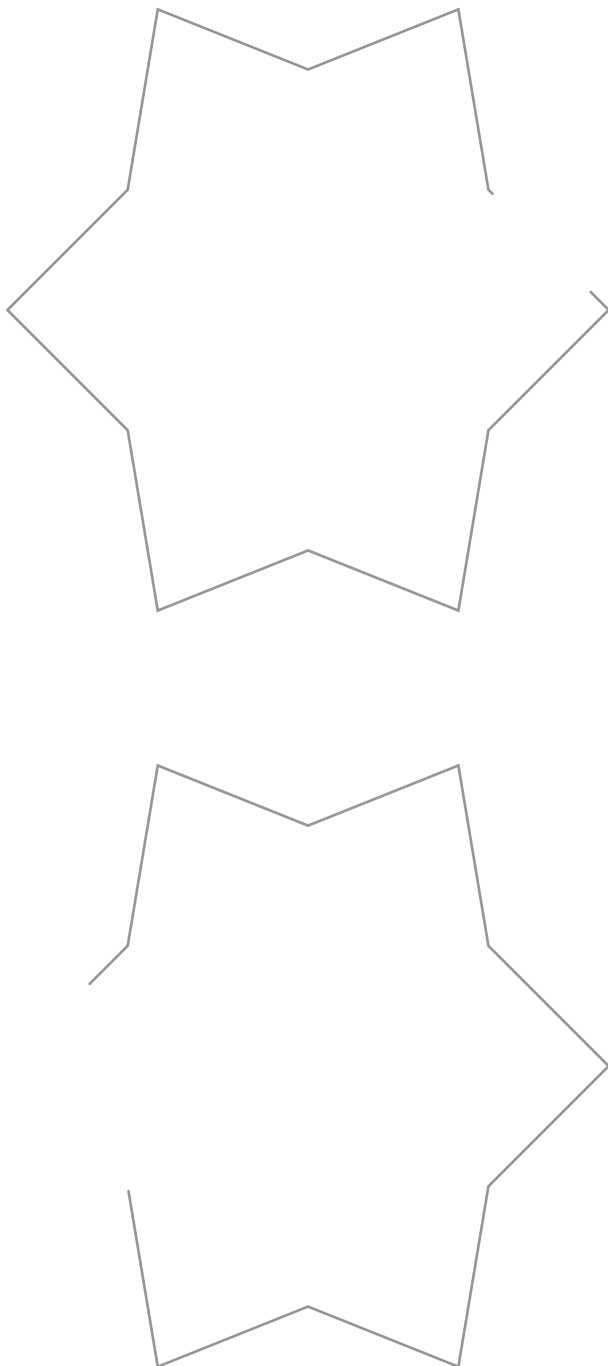

COMPLETE UNFINISHED SHAPES.






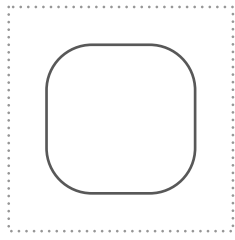
COMPLETE UNFINISHED SHAPES.



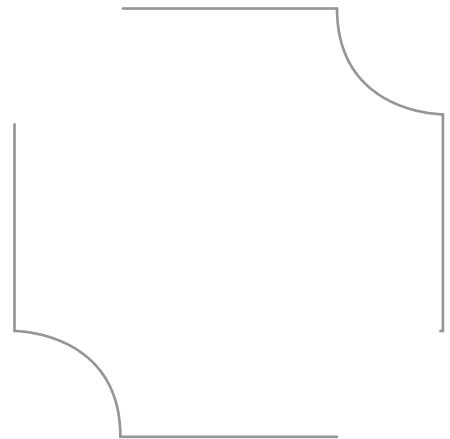
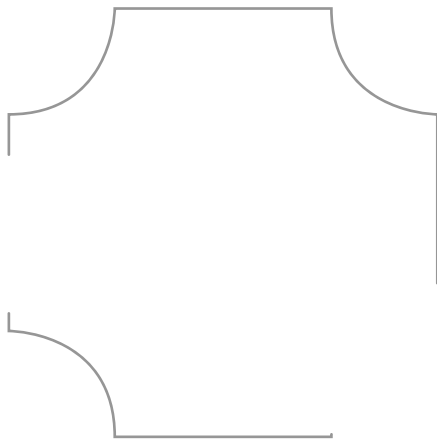
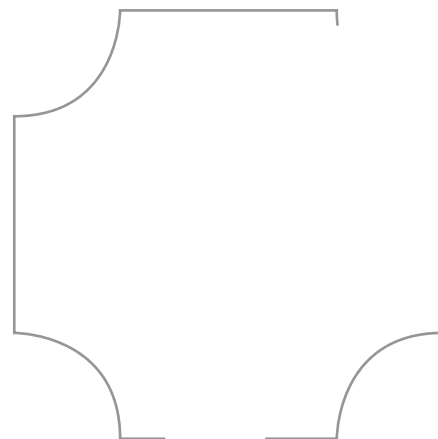
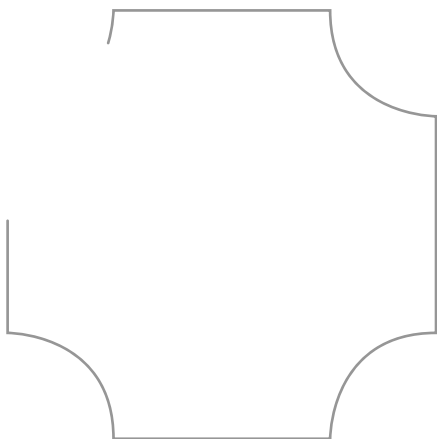
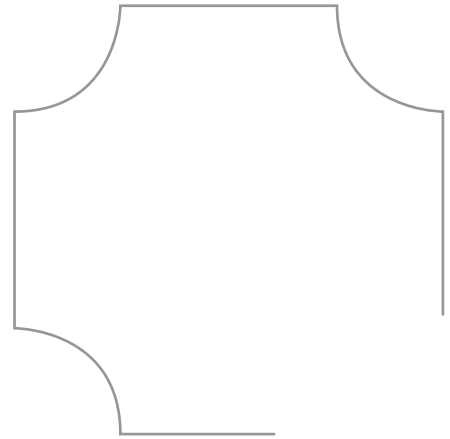
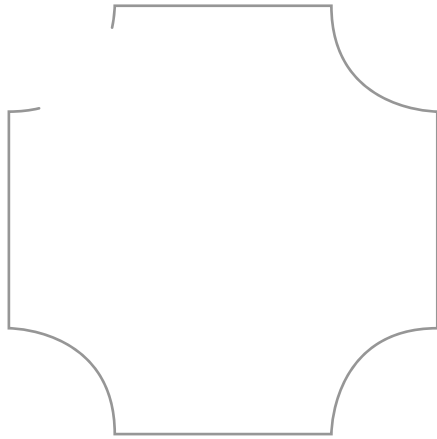
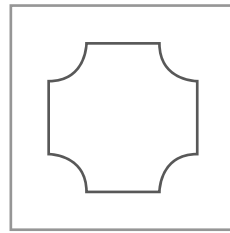
COMPLETE UNFINISHED SHAPES.



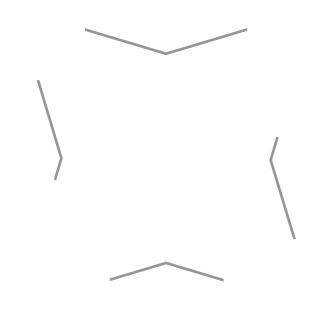
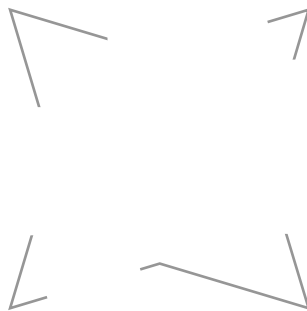
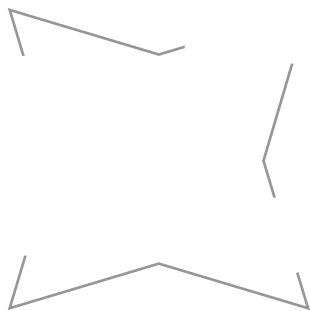
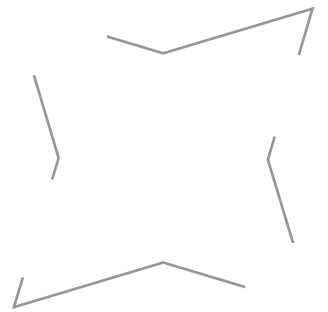

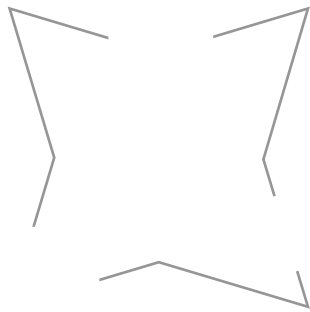
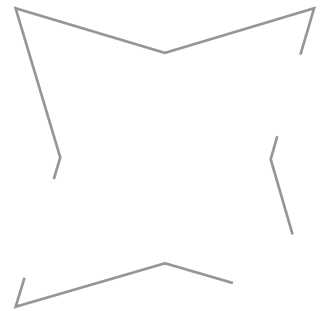






COMPLETE UNFINISHED SHAPES.



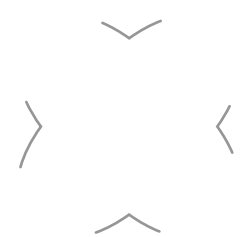








COMPLETE UNFINISHED SHAPES.



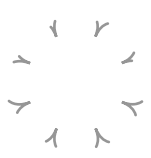
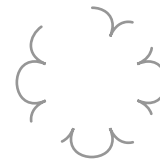

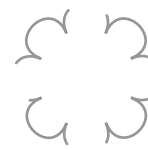



COMPLETE UNFINISHED SHAPES.



COMPLETE UNFINISHED SHAPES.



COMPLETE UNFINISHED SHAPES.



About Brainscribed program

EXTENSIVE
collection
of activities

Brainscribed collection features thousands of worksheets with tens of thousands of challenges and activities of different types, created to stimulate the development of visual-motor integration and graphomotor skills in children. With its extensive corpus of materials, it is one of the most comprehensive collections of its kind, **globally**.

Based on
**BRAIN &
EDUCATIONAL
SCIENCE**

Science fact:
Visual-motor exercises create functional connections among visual and motor regions in brains.

Science fact:
Fine motor skills, non-verbal intelligence and executive functioning are significantly interrelated.

Science fact:
Visual-motor exercises improve graphomotor skills which are important predictors of later academic achievement.

**FUN and
CHALLENGING**
activities

Brainscribed resources stimulate visual-motor integration development with countless fun and **developmentally appropriate** activities, designed to be **user friendly** both for adults working with children (easy selection of developmentally appropriate activities according to the child's current stage of visual-motor integration and skills), as well as for children (challenging activities).

Designed for
**EXPERTS and
PARENTS**

Brainscribed workbooks provide **teachers** and other **experts** (preschool, school, special education, therapy, etc.) with appropriate and gradually challenging tasks according to developmental needs of their children as well as offer **parents** developmentally appropriate and gradually challenging tasks for their children.

Activities for
EVERY child ...

Every child's visual motor integration and skills development can **benefit** from graphomotor / visual-motor tasks and training at home or in a classroom.

... and for
children with
DIFFICULTIES

Visual-motor deficits and graphomotor difficulties can be debilitating for children. Teachers and other experts working with children with visual motor integration problems or/and with writing problems will find a plentitude of useful and engaging tasks for a **systematic intervention** in Brainscribed workbooks for children with visual-motor difficulties.

Created
by
EXPERTS

Dr. Kristijan Musek Lešnik (Ph.D.) - Founder nad Chair of the Centre for Positive Psychology, University of Primorska, Slovenia - President of the Council of Experts for General Education of the Republic of Slovenia - past President of the Committee for the Children with Special Needs - past President of the National Testing Comittee, Slovenia.

Dr. Petra Lešnik Musek (Ph.D. in Developmental Psychology) - Specialist of Clinical Psychology at the Department of Child Neurology, Paediatric Clinic of the University Clinical Centre, Ljubljana, Slovenia - combines years of experience in developmental psychology and family therapy in clinical work with children and their families.

List of Brainscribed volumes - 2025

Collection: CUTTING AND TEARING

Volume C-1-1: CUTTING AND TEARING: HORIZONTAL AND VERTICAL LINES
Volume C-1-2: CUTTING AND TEARING: ZIG-ZAG LINES
Volume C-1-3: CUTTING AND TEARING: WAVY LINES
Volume C-1-4: CUTTING AND TEARING: SPIRALS
Volume C-1-5: CUTTING AND TEARING: FLATTENED SPIRALS

Collection: PATTERNS / FINGER GRIP

TWO TO FOUR STICKS

Volume P-1-1: PATTERNS - STICKS: 2 STICKS - COLOURS
Volume P-1-2: PATTERNS - STICKS: 2 STICKS - SHAPES

FIVE STICKS

Volume P-2-1: PATTERNS - STICKS: 5 STICKS - COLOURS
Volume P-2-2: PATTERNS - STICKS: 5 STICKS - SHAPES
Volume P-2-3: PATTERNS - STICKS: 5 STICKS - DIFFERENCES: COLOURS
Volume P-2-4: PATTERNS - STICKS: 5 STICKS - DIFFERENCES: SHAPES
Volume P-2-5: PATTERNS - STICKS: 5 STICKS - DIFFERENCES: COLOURS AND SHAPES
Volume P-2-6: PATTERNS - STICKS: 5 STICKS - SPACING

SIX STICKS

Volume P-3-1: PATTERNS - STICKS: 6 STICKS - COLOURS
Volume P-3-2: PATTERNS - STICKS: 6 STICKS - SHAPES
Volume P-3-3: PATTERNS - STICKS: 6 STICKS - COMPLETING
Volume P-3-4: PATTERNS - STICKS: 6 STICKS - SPACING
Volume P-3-5: PATTERNS - STICKS: 6 STICKS - MIRRORING

EIGHT STICKS

Volume P-4-1: PATTERNS - STICKS: 8 STICKS - COLOURS
Volume P-4-2: PATTERNS - STICKS: 8 STICKS - SHAPES
Volume P-4-3: PATTERNS - STICKS: 8 STICKS - COMPLETING
Volume P-4-4: PATTERNS - STICKS: 8 STICKS - ORIENTATION
Volume P-4-5: PATTERNS - STICKS: 8 STICKS - MIRRORING
Volume P-4-6: PATTERNS - STICKS: 8 STICKS - OVERLAPPING

TEN STICKS

- Volume P-5-1: PATTERNS - STICKS: 10 STICKS - COLOURS
- Volume P-5-2: PATTERNS - STICKS: 10 STICKS - SHAPES
- Volume P-5-3A: PATTERNS - STICKS: 10 STICKS - FINDING DIFFERENCES: COLOURS 1
- Volume P-5-3B: PATTERNS - STICKS: 10 STICKS - FINDING DIFFERENCES: COLOURS 2
- Volume P-5-4A: PATTERNS - STICKS: 10 STICKS - FINDING DIFFERENCES: SHAPES 1
- Volume P-5-4B: PATTERNS - STICKS: 10 STICKS - FINDING DIFFERENCES: SHAPES 2
- Volume P-5-5: PATTERNS - STICKS: 10 STICKS - ORIENTATION
- Volume P-5-6: PATTERNS - STICKS: 10 STICKS - MIRRORING
- Volume P-5-7: PATTERNS - STICKS: 10 STICKS - OVERLAPPING
- Volume P-5-8: PATTERNS - STICKS: 10 STICKS - INTERVINNING
- Volume P-5-9: PATTERNS - STICKS: 10 STICKS - COMPLETING

3x3 GRID

- Volume P-6-1: DOTS IN A GRID: 3x3 GRID - COLOURS
- Volume P-6-2: SHAPES IN A GRID: 3x3 GRID - SHAPES
- Volume P-6-3: DOTS IN A GRID: 3x3 GRID - DIFFERENCES
- Volume P-6-4: DOTS IN A GRID: 3x3 GRID - COMPLETING
- Volume P-6-5: DOTS IN A GRID: 3x3 GRID - MIRRORING
- Volume P-6-6: SHAPES IN A GRID: 3x3 GRID - MIRRORING

4x4 GRID

- Volume P-7-1: DOTS IN A GRID: 4x4 GRID - COLOURS
- Volume P-7-2: SHAPES IN A GRID: 4x4 GRID - SHAPES
- Volume P-7-3: DOTS IN A GRID: 4x4 GRID - DIFFERENCES
- Volume P-7-4: DOTS IN A GRID: 4x4 GRID - COMPLETING
- Volume P-7-5: DOTS IN A GRID: 4x4 GRID - MIRRORING
- Volume P-7-6: SHAPES IN A GRID: 4x4 GRID - MIRRORING

Collection: GRAPHOMOTOR SKILLS

BASIC COPYING

- Volume G-1-1: BASIC COPYING: CIRCLES AND SQUARES
- Volume G-1-2: BASIC COPYING: GEOMETRIC SHAPES

TRACING SHAPES

- Volume G-2-1: TRACING SHAPES: TRACING CIRCLES
- Volume G-2-2: TRACING SHAPES: TRACING SQUARES
- Volume G-2-3: TRACING SHAPES: TRACING TRIANGLES
- Volume G-2-4: TRACING SHAPES: BASIC SHAPES
- Volume G-2-5: TRACING SHAPES: TRACING GEOMETRIC SHAPES- DIRECTION
- Volume G-2-6: TRACING SHAPES: TRACING ANGLED SHAPES
- Volume G-2-7: TRACING SHAPES: TRACING ROUNDED SHAPES
- Volume G-2-8: TRACING SHAPES: TRACING IRREGULAR SHAPES

SHAPE CONSTANCY

Volume G-3-1: SHAPE CONSTANCY: FINISHING SHAPES -LARGE SHAPES

Volume G-3-2: SHAPE CONSTANCY: FINISHING SHAPES - MEDIUM AND SMALL SHAPES

Volume G-3-3: SHAPE CONSTANCY: TRACING AND FINISHING SHAPES - LARGE SHAPES

Volume G-3-4: SHAPE CONSTANCY: TRACING AND FINISHING SHAPES - MEDIUM AND SMALL SHAPES

TRACING & CONNECTING

Volume G-4-1: TRACING & CONNECTING: TRACING HORIZONTAL AND VERTICAL LINES

Volume G-4-2: TRACING & CONNECTING: TRACING ZIG-ZAG LINES

Volume G-4-3: TRACING & CONNECTING: TRACING WAVY LINES

Volume G-4-4: TRACING & CONNECTING: TRACING STRAIGHT AND IRREGULAR LINES

Volume G-4-5: TRACING & CONNECTING: TRACING CURVED LINES

Volume G-4-6: TRACING & CONNECTING: CONNECTING - STRAIGHT LINES AND ANGLES

Volume G-4-7: TRACING & CONNECTING: DRAWING LINES DOT TO DOT

SPATIAL ORGANIZATION

Volume G-5-1: SPATIAL ORGANIZATION: CONNECTING DOTS - LINES

Volume G-5-2: SPATIAL ORGANIZATION: CONNECTING DOTS - PATTERNS

Volume G-5-3: SPATIAL ORGANIZATION: CONNECTING DOTS - SHAPES

Volume G-5-4: SPATIAL ORGANIZATION: DRAWING LOOPS IN 8x8 GRID

Volume G-5-5: SPATIAL ORGANIZATION: DRAWING LOOPS IN 12x12 GRID

CHANELLING

Volume G-6-1: CHANELLING: STRAIGHT LINES AND ANGLES

Volume G-6-2: CHANELLING: WAVY AND CURVED LINESS

Volume G-6-3: CHANELLING: SIMPLE CURVED LINES: NO DOTS

Volume G-6-4: CHANELLING: COMPLEX CURVED LINES: NO DOTS

Volume G-6-5: CHANELLING: CURVED LINES: WITH HELPING DOTS

Volume G-6-6: CHANELLING: CHANELLING IRREGULAR SHAPES

Volume G-6-71: CHANELLING: PATHS -10 mm WIDTH

Volume G-6-72: CHANELLING: PATHS -6 mm WIDTH

Volume G-6-73: CHANELLING: PATHS -4 mm WIDTH

Volume G-6-74: CHANELLING: PATHS -2 mm WIDTH

MAZES

Volume G-7-1: MAZES: 5 x 5 AND 6 x 6 MAZES

Volume G-7-2: MAZES: 7 x 7 AND 8 x 8 MAZES -

Volume G-7-3: MAZES: 9x9 AND 10x10 MAZES

Volume G-7-4: MAZES: 12x12 MAZES

Volume G-7-5: MAZES: 9x9 AND 11x11 ESCAPE MAZES

Volume G-7-7: MAZES: 16x16 ESCAPE MAZES

Volume G-7-8: MAZES: PATHS



Different types of Brainscribed tasks

Brainscribed activities are organised into thematic workbooks.



In each volume, the difficulty of the tasks gradually increases.

All Brainscribed activities are designed to stimulate visual-motor integration and the development of graphomotor and other fine-motor skills in a way that is interesting and engaging for children.

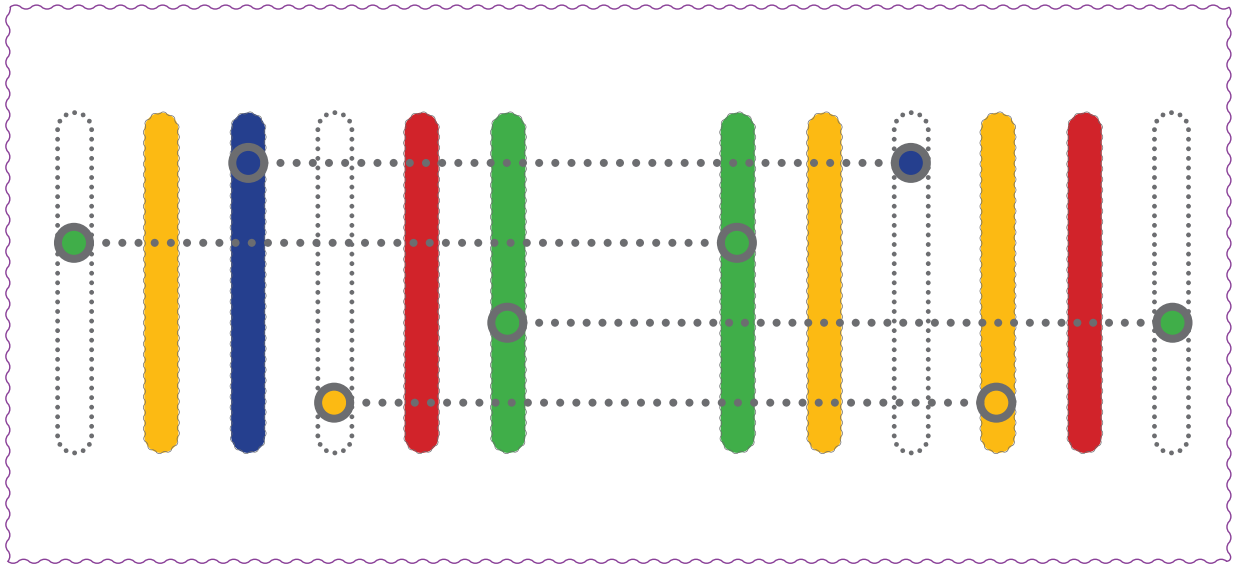
CUTTING AND TEARING ...



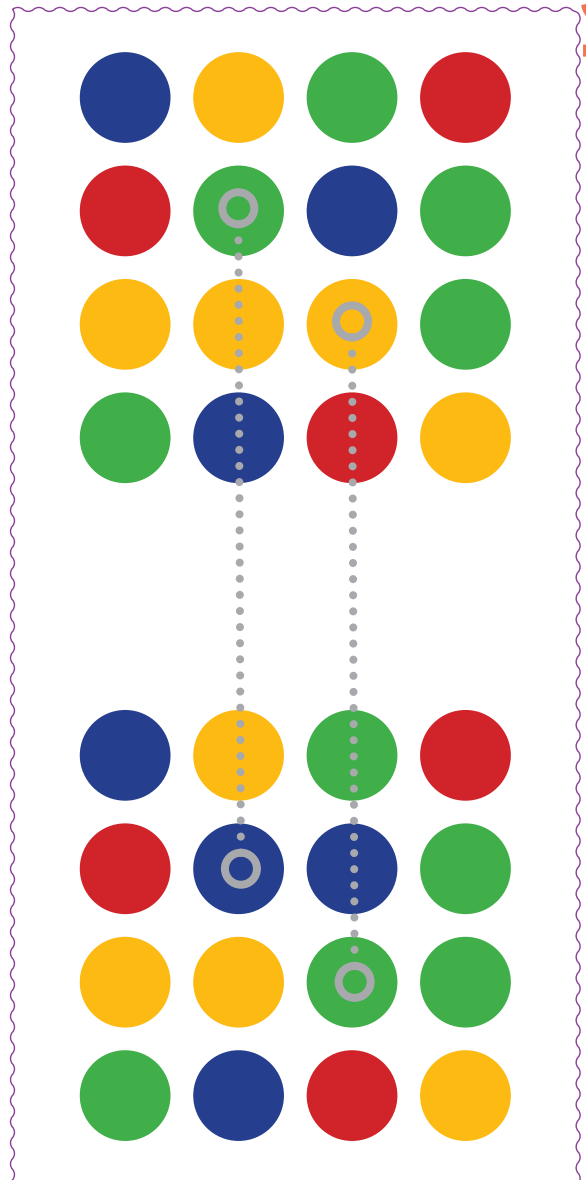
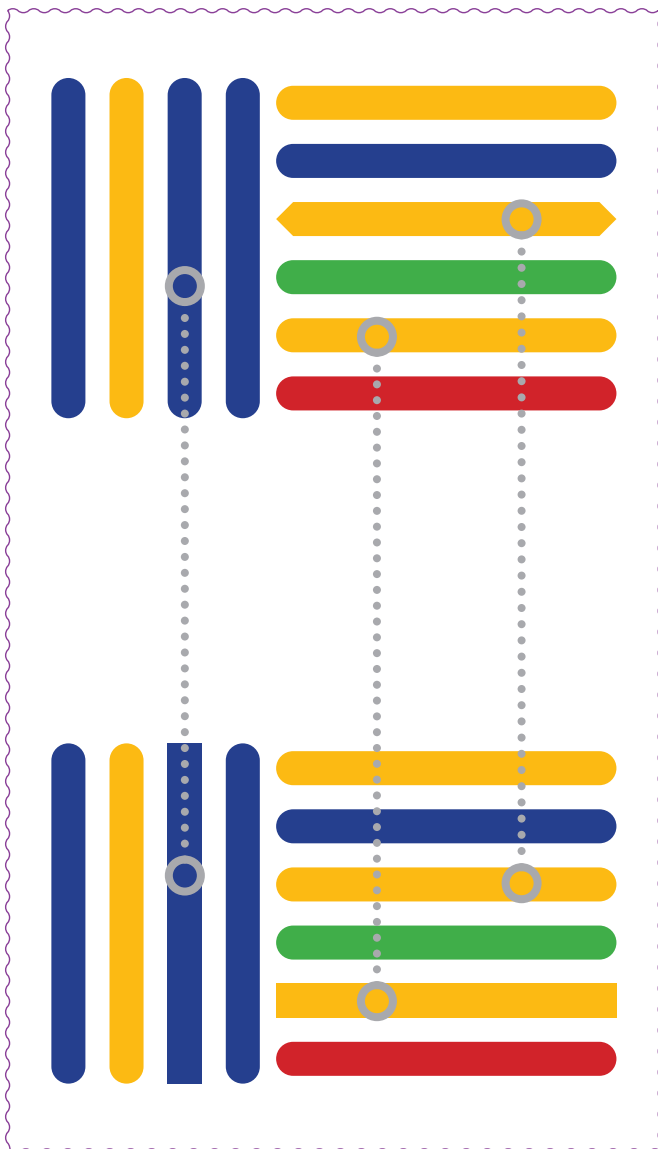
... COPYING PATTERNS ...



... COMPARING AND COMPLETING PATTERNS...

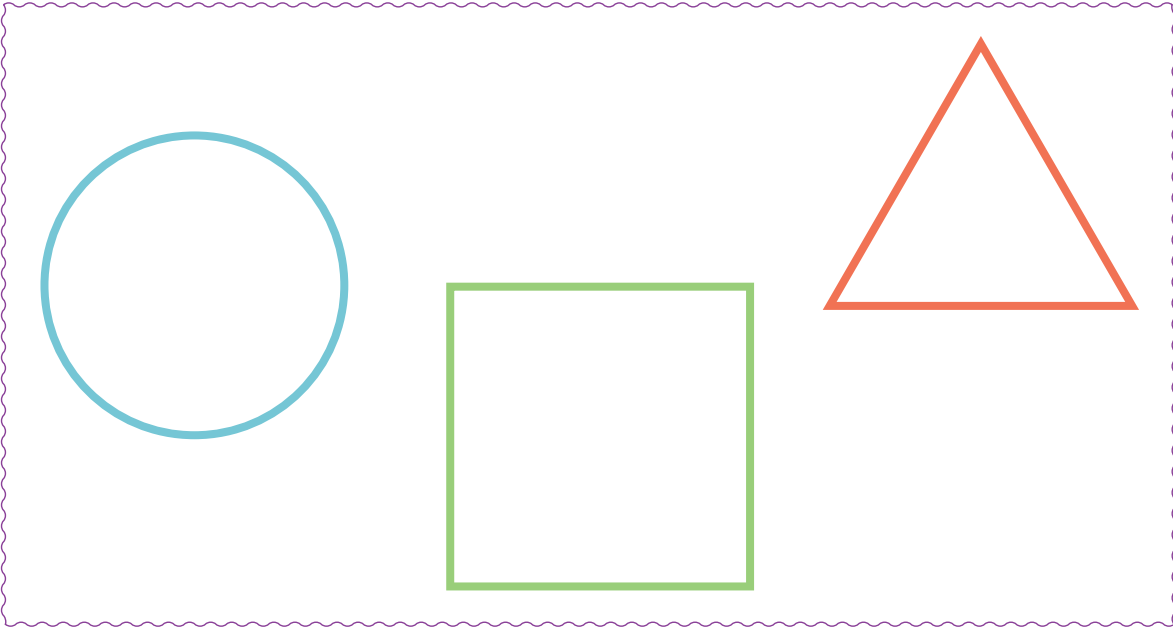


... FINDING THE DIFFERENCES ...




Different types of Brainscribed tasks

COPYING OF DIFFERENT SHAPES ...

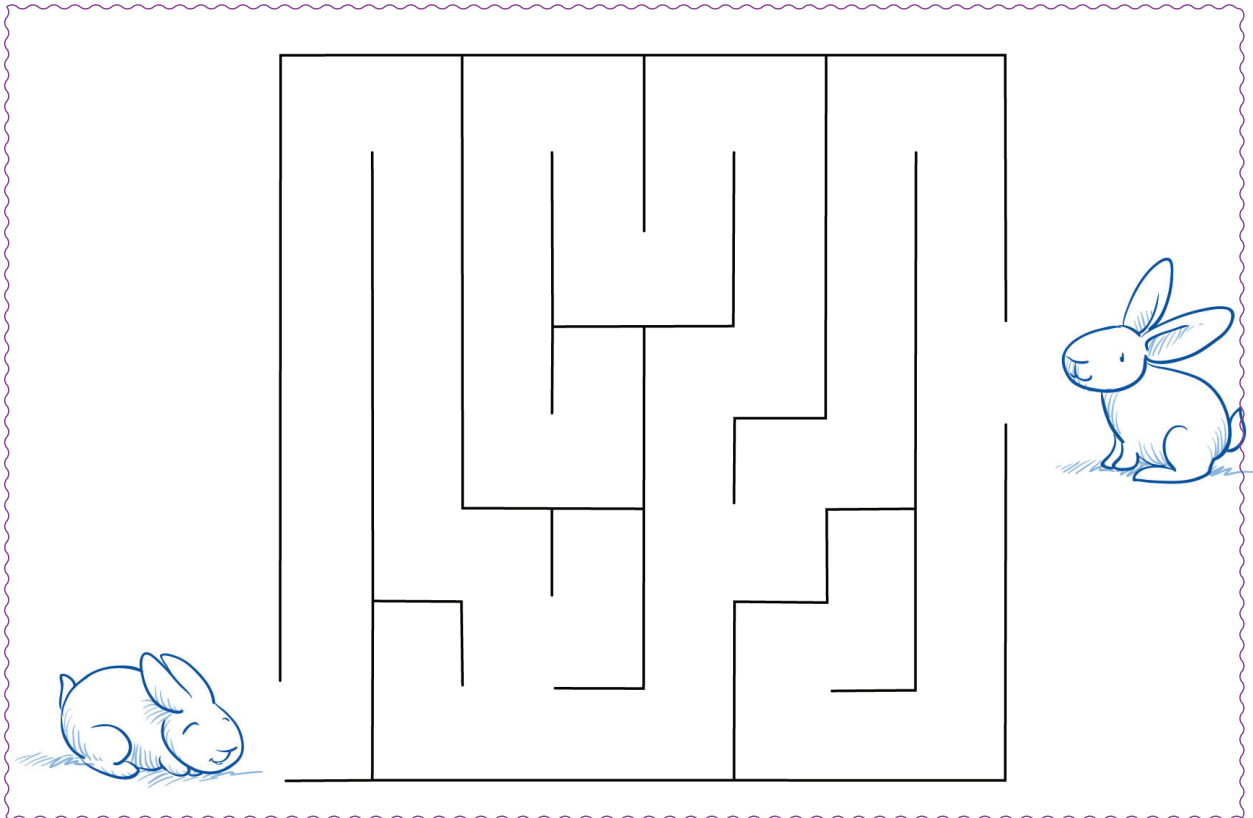


... TRACING LINES ...




Different types of Brainscribed tasks

... SOLVING MAZES ...




... CHANELLING - DRAWING A PATH BETWEEN TWO GUIDING LINES...




Different types of Brainscribed tasks

... SEARCHING AND TRACING PATHS ...


Different types of Brainscribed tasks



... CONNECTING DOTS ...




... DRAWING CURVES AND LOOPS IN A GRID...




Different types of Brainscribed tasks

... SEARCHING AND COMPLETING SHAPES ...



... TRACING DIFFERENT SHAPES ...



... AND MANY OTHER TYPES OF EXERCISES IN THE VARIOUS
BRAINSCRIBED WORKBOOKS!

Different types of Brainscribed tasks