



# **PATTERNS - STICKS**

## **5 STICKS - FINDING DIFFERENCES: SHAPES**

**dr. Kristijan Musek Lešnik**

**dr. Petra Lešnik Musek**



# PATTERNS - STICKS

## 5 STICKS - FINDING DIFFERENCES: SHAPES

**dr. Kristijan Musek Lešnik**

**dr. Petra Lešnik Musek**

Title of the workbook: PATTERNS - STICKS: 5 STICKS - FINDING DIFFERENCES: SHAPES  
Brainscribed program - supporting visual-motor integration and fine-motor skills development.

© 2025 Kristijan Musek Lešnik, Petra Lešnik Musek

All rights reserved.

No part of this book may be reproduced or used in any way  
without the prior written permission of the copyright holders.

Brainscribed program members/subscribers can print and use the worksheets in this  
workbook for their work with children during their membership/subscription.

Illustrations: los\_ojos\_pardos, Shutterstock

First edition, 2025

Number of pages: 204



Brainscribed resources help children develop and strengthen  
visual-motor integration and fine-motor skills!

Published by:

IPSOS dr. Kristijan Musek Lešnik s.p.

Požarnice 26d, 1351 Brezovica pri Ljubljani

[www.brainscribed.com](http://www.brainscribed.com)

# Table of contents

Tasks in this workbook	4
About comparing patterns	5
Activity aids - sticks	5
Worksheets	6
One different stick	14
Two different sticks	74
Three different sticks	134
About Brainscribed program	194
List of Brainscribed volumes - 2025	195
Different types of Brainscribed tasks	198

# Tasks in this workbook

In these tasks, the child compares two similar patterns and looks for differences between them.

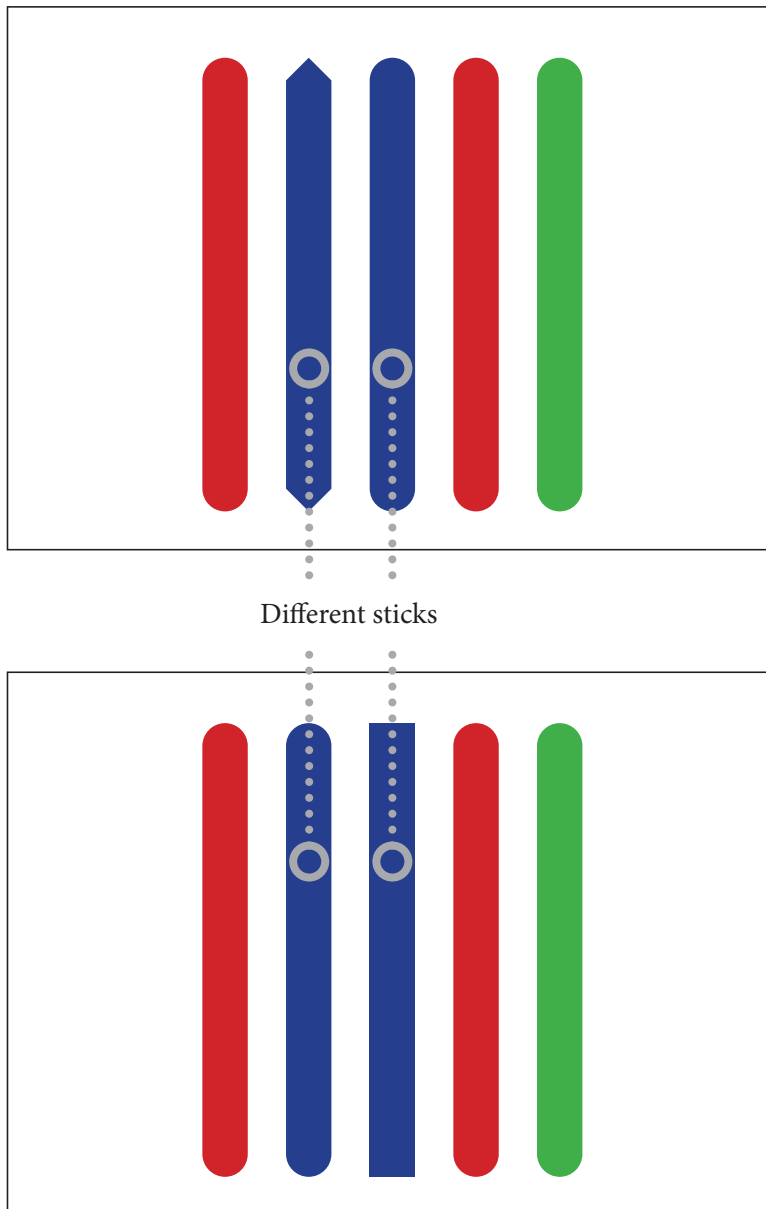
The patterns consist of five sticks coloured blue, red, yellow and green.

In each pair of patterns, one to three sticks differ in shape.

## Instructions:

Compare the two samples and find which sticks differ in shape.

## Example:



# About comparing patterns

## Why pattern matching activities are important

Tasks involving comparing similar patterns and identifying differences between them stimulate cognitive development of children.

Tasks that challenge children to identify differences in given patterns stimulate their observational skills. When children watch two similar patterns and look for differences between them, their attention and their abilities to concentrate, compare and identify similarities and differences are strengthened.

The activities in this collection encourage children to observe and compare patterns carefully, which can help improve their ability to focus on details. By searching for differences between similar templates, children improve their visual discrimination skills, which are crucial for important developmental challenges such as learning to read, write and other skills.

Another important aspect of tasks in which children copy patterns is building patience and perseverance, which are essential life skills both for solving such tasks and for achieving goals in various other challenges that children will face later on. Likewise, searching for differences promotes the development of mental flexibility, adaptability, critical thinking and problem-solving skills, as children need to analyse and evaluate each template in order to identify these differences. Tasks that require the child to recall the details of one template and compare them with another also help to strengthen visual and short-term memory.

Challenges that require children to identify the differences between patterns build patience and perseverance, which are essential life skills both for solving such tasks and for achieving goals in a variety of other challenges that children will face later on.

## Activity aids - sticks


There are several possible ways to do the tasks in this workbook:

- version 1 - children compare the printed pairs of patterns and look for differences between them (once they have identified the differences, they can cover the mismatched sticks with the correct ones to create two identical patterns),
- version 2 - children cover the sticks on the printed template with identical sticks, then look for differences between the two patterns (once they have identified the differences, they can replace the odd sticks to create two identical patterns),
- version 3 - children pick corresponding sticks from the pile and arrange them on a flat surface in the same patterns as on the template; they then look for differences between the two patterns (once they have identified the differences, they can replace the mismatched sticks with matching ones to create two identical patterns).

On pages 6 to 17 you will find printed coloured sticks that you can use for the activities in this workbook. Depending on the level of fine motor skills of the individual child (younger children can handle larger objects more easily, while smaller sticks are more suitable for children who have already developed better fine motor control of their fingers) and the available room, you can print smaller (length 100 mm), medium (length 170 mm) or larger sticks (length 240 mm).

Print and then laminate as many copies of the sheets with coloured sticks as you like, then cut out and save the sticks for the children to use in the activities in this book.

www.brainscribed.com  
Volume P-2.4




26A

www.brainscribed.com  
Volume P-2.4




26B

www.brainscribed.com  
Volume P-2.4



54A


www.brainscribed.com  
Volume P-2.4



54B



www.brainscribed.com  
Volume P-2.4



75A

www.brainscribed.com  
Volume P-2.4




75B

www.brainscribed.com  
Volume P-2.4




91 A

www.brainscribed.com  
Volume P-2.4



91 B

www.brainscribed.com  
Volume P-2.4



110A


www.brainscribed.com  
Volume P-2.4



110B


# FREE BRAINSCRIBED SAMPLE WORKBOOK

www.brainscribed.com  
Volume P-2.4




136A

www.brainscribed.com  
Volume P-2.4



136B

www.brainscribed.com  
Volume P-2.4




171 A

www.brainscribed.com  
Volume P-2.4



171 B

www.brainscribed.com  
Volume P-2.4



190A

www.brainscribed.com  
Volume P-2.4



190B

# About Brainscribed program

**EXTENSIVE**  
collection  
of activities

Brainscribed collection features thousands of worksheets with tens of thousands of challenges and activities of different types, created to stimulate the development of visual-motor integration and graphomotor skills in children. With its extensive corpus of materials, it is one of the most comprehensive collections of its kind, **globally**.

Based on  
**BRAIN &  
EDUCATIONAL  
SCIENCE**

**Science fact:**

Visual-motor exercises create functional connections among visual and motor regions in brains.

**Science fact:**

Fine motor skills, non-verbal intelligence and executive functioning are significantly interrelated.

**Science fact:**

Visual-motor exercises improve graphomotor skills which are important predictors of later academic achievement.

**FUN and  
CHALLENGING**  
activities

Brainscribed resources stimulate visual-motor integration development with countless fun and **developmentally appropriate** activities, designed to be **user friendly** both for adults working with children (easy selection of developmentally appropriate activities according to the child's current stage of visual-motor integration and skills), as well as for children (challenging activities).

Designed for  
**EXPERTS and  
PARENTS**

Brainscribed workbooks provide **teachers** and other **experts** (preschool, school, special education, therapy, etc.) with appropriate and gradually challenging tasks according to developmental needs of their children as well as offer **parents** developmentally appropriate and gradually challenging tasks for their children.

Activities for  
**EVERY** child ...

... and for  
children with  
**DIFFICULTIES**

**Every** child's visual motor integration and skills development can **benefit** from graphomotor / visual-motor tasks and training at home or in a classroom.

Visual-motor deficits and graphomotor difficulties can be debilitating for children. Teachers and other experts working with children with visual motor integration problems or/and with writing problems will find a plentitude of useful and engaging tasks for a **systematic intervention** in Brainscribed workbooks for children with visual-motor difficulties.

Created  
by  
**EXPERTS**

Dr. Kristijan Musek Lešnik (Ph.D.) - Founder nad Chair of the Centre for Positive Psychology, University of Primorska, Slovenia - President of the Council of Experts for General Education of the Republic of Slovenia - past President of the Committee for the Children with Special Needs - past President of the National Testing Comittee, Slovenia.

Dr. Petra Lešnik Musek (Ph.D. in Developmental Psychology) - Specialist of Clinical Psychology at the Department of Child Neurology, Paediatric Clinic of the University Clinical Centre, Ljubljana, Slovenia - combines years of experience in developmental psychology and family therapy in clinical work with children and their families.

# List of Brainscribed volumes - 2025

## Collection: CUTTING AND TEARING

Volume C-1-1: CUTTING AND TEARING: HORIZONTAL AND VERTICAL LINES  
Volume C-1-2: CUTTING AND TEARING: ZIG-ZAG LINES  
Volume C-1-3: CUTTING AND TEARING: WAVY LINES  
Volume C-1-4: CUTTING AND TEARING: SPIRALS  
Volume C-1-5: CUTTING AND TEARING: FLATTENED SPIRALS

## Collection: PATTERNS / FINGER GRIP

### TWO TO FOUR STICKS

Volume P-1-1: PATTERNS - STICKS: 2 STICKS - COLOURS  
Volume P-1-2: PATTERNS - STICKS: 2 STICKS - SHAPES

### FIVE STICKS

Volume P-2-1: PATTERNS - STICKS: 5 STICKS - COLOURS  
Volume P-2-2: PATTERNS - STICKS: 5 STICKS - SHAPES  
Volume P-2-3: PATTERNS - STICKS: 5 STICKS - DIFFERENCES: COLOURS  
Volume P-2-4: PATTERNS - STICKS: 5 STICKS - DIFFERENCES: SHAPES  
Volume P-2-5: PATTERNS - STICKS: 5 STICKS - DIFFERENCES: COLOURS AND SHAPES  
Volume P-2-6: PATTERNS - STICKS: 5 STICKS - SPACING

### SIX STICKS

Volume P-3-1: PATTERNS - STICKS: 6 STICKS - COLOURS  
Volume P-3-2: PATTERNS - STICKS: 6 STICKS - SHAPES  
Volume P-3-3: PATTERNS - STICKS: 6 STICKS - COMPLETING  
Volume P-3-4: PATTERNS - STICKS: 6 STICKS - SPACING  
Volume P-3-5: PATTERNS - STICKS: 6 STICKS - MIRRORING

### EIGHT STICKS

Volume P-4-1: PATTERNS - STICKS: 8 STICKS - COLOURS  
Volume P-4-2: PATTERNS - STICKS: 8 STICKS - SHAPES  
Volume P-4-3: PATTERNS - STICKS: 8 STICKS - COMPLETING  
Volume P-4-4: PATTERNS - STICKS: 8 STICKS - ORIENTATION  
Volume P-4-5: PATTERNS - STICKS: 8 STICKS - MIRRORING  
Volume P-4-6: PATTERNS - STICKS: 8 STICKS - OVERLAPPING



## TEN STICKS

- Volume P-5-1: PATTERNS - STICKS: 10 STICKS - COLOURS
- Volume P-5-2: PATTERNS - STICKS: 10 STICKS - SHAPES
- Volume P-5-3A: PATTERNS - STICKS: 10 STICKS - FINDING DIFFERENCES: COLOURS 1
- Volume P-5-3B: PATTERNS - STICKS: 10 STICKS - FINDING DIFFERENCES: COLOURS 2
- Volume P-5-4A: PATTERNS - STICKS: 10 STICKS - FINDING DIFFERENCES: SHAPES 1
- Volume P-5-4B: PATTERNS - STICKS: 10 STICKS - FINDING DIFFERENCES: SHAPES 2
- Volume P-5-5: PATTERNS - STICKS: 10 STICKS - ORIENTATION
- Volume P-5-6: PATTERNS - STICKS: 10 STICKS - MIRRORING
- Volume P-5-7: PATTERNS - STICKS: 10 STICKS - OVERLAPPING
- Volume P-5-8: PATTERNS - STICKS: 10 STICKS - INTERVINNING
- Volume P-5-9: PATTERNS - STICKS: 10 STICKS - COMPLETING

## 3x3 GRID

- Volume P-6-1: DOTS IN A GRID: 3x3 GRID - COLOURS
- Volume P-6-2: SHAPES IN A GRID: 3x3 GRID - SHAPES
- Volume P-6-3: DOTS IN A GRID: 3x3 GRID - DIFFERENCES
- Volume P-6-4: DOTS IN A GRID: 3x3 GRID - COMPLETING
- Volume P-6-5: DOTS IN A GRID: 3x3 GRID - MIRRORING
- Volume P-6-6: SHAPES IN A GRID: 3x3 GRID - MIRRORING

## 4x4 GRID

- Volume P-7-1: DOTS IN A GRID: 4x4 GRID - COLOURS
- Volume P-7-2: SHAPES IN A GRID: 4x4 GRID - SHAPES
- Volume P-7-3: DOTS IN A GRID: 4x4 GRID - DIFFERENCES
- Volume P-7-4: DOTS IN A GRID: 4x4 GRID - COMPLETING
- Volume P-7-5: DOTS IN A GRID: 4x4 GRID - MIRRORING
- Volume P-7-6: SHAPES IN A GRID: 4x4 GRID - MIRRORING

## Collection: GRAPHOMOTOR SKILLS

### BASIC COPYING

- Volume G-1-1: BASIC COPYING: CIRCLES AND SQUARES
- Volume G-1-2: BASIC COPYING: GEOMETRIC SHAPES

### TRACING SHAPES

- Volume G-2-1: TRACING SHAPES: TRACING CIRCLES
- Volume G-2-2: TRACING SHAPES: TRACING SQUARES
- Volume G-2-3: TRACING SHAPES: TRACING TRIANGLES
- Volume G-2-4: TRACING SHAPES: BASIC SHAPES
- Volume G-2-5: TRACING SHAPES: TRACING GEOMETRIC SHAPES- DIRECTION
- Volume G-2-6: TRACING SHAPES: TRACING ANGLED SHAPES
- Volume G-2-7: TRACING SHAPES: TRACING ROUNDED SHAPES
- Volume G-2-8: TRACING SHAPES: TRACING IRREGULAR SHAPES

## SHAPE CONSTANCY

- Volume G-3-1: SHAPE CONSTANCY: FINISHING SHAPES -LARGE SHAPES
- Volume G-3-2: SHAPE CONSTANCY: FINISHING SHAPES - MEDIUM AND SMALL SHAPES
- Volume G-3-3: SHAPE CONSTANCY: TRACING AND FINISHING SHAPES - LARGE SHAPES
- Volume G-3-4: SHAPE CONSTANCY: TRACING AND FINISHING SHAPES - MEDIUM AND SMALL SHAPES

## TRACING & CONNECTING

- Volume G-4-1: TRACING & CONNECTING: TRACING HORIZONTAL AND VERTICAL LINES
- Volume G-4-2: TRACING & CONNECTING: TRACING ZIG-ZAG LINES
- Volume G-4-3: TRACING & CONNECTING: TRACING WAVY LINES
- Volume G-4-4: TRACING & CONNECTING: TRACING STRAIGHT AND IRREGULAR LINES
- Volume G-4-5: TRACING & CONNECTING: TRACING CURVED LINES
- Volume G-4-6: TRACING & CONNECTING: CONNECTING - STRAIGHT LINES AND ANGLES
- Volume G-4-7: TRACING & CONNECTING: DRAWING LINES DOT TO DOT

## SPATIAL ORGANIZATION

- Volume G-5-1: SPATIAL ORGANIZATION: CONNECTING DOTS - LINES
- Volume G-5-2: SPATIAL ORGANIZATION: CONNECTING DOTS - PATTERNS
- Volume G-5-3: SPATIAL ORGANIZATION: CONNECTING DOTS - SHAPES
- Volume G-5-4: SPATIAL ORGANIZATION: DRAWING LOOPS IN 8x8 GRID
- Volume G-5-5: SPATIAL ORGANIZATION: DRAWING LOOPS IN 12x12 GRID

## CHANELLING

- Volume G-6-1: CHANELLING: STRAIGHT LINES AND ANGLES
- Volume G-6-2: CHANELLING: WAVY AND CURVED LINESS
- Volume G-6-3: CHANELLING: SIMPLE CURVED LINES: NO DOTS
- Volume G-6-4: CHANELLING: COMPLEX CURVED LINES: NO DOTS
- Volume G-6-5: CHANELLING: CURVED LINES: WITH HELPING DOTS
- Volume G-6-6: CHANELLING: CHANELLING IRREGULAR SHAPES
- Volume G-6-71: CHANELLING: PATHS -10 mm WIDTH
- Volume G-6-72: CHANELLING: PATHS -6 mm WIDTH
- Volume G-6-73: CHANELLING: PATHS -4 mm WIDTH
- Volume G-6-74: CHANELLING: PATHS -2 mm WIDTH

## MAZES

- Volume G-7-1: MAZES: 5 x 5 AND 6 x 6 MAZES
- Volume G-7-2: MAZES: 7 x 7 AND 8 x 8 MAZES -
- Volume G-7-3: MAZES: 9x9 AND 10x10 MAZES
- Volume G-7-4: MAZES: 12x12 MAZES
- Volume G-7-5: MAZES: 9x9 AND 11x11 ESCAPE MAZES
- Volume G-7-7: MAZES: 16x16 ESCAPE MAZES
- Volume G-7-8: MAZES: PATHS



# Different types of Brainscribed tasks

Brainscribed activities are organised into thematic workbooks.



In each volume, the difficulty of the tasks gradually increases.

All Brainscribed activities are designed to stimulate visual-motor integration and the development of graphomotor and other fine-motor skills in a way that is interesting and engaging for children.

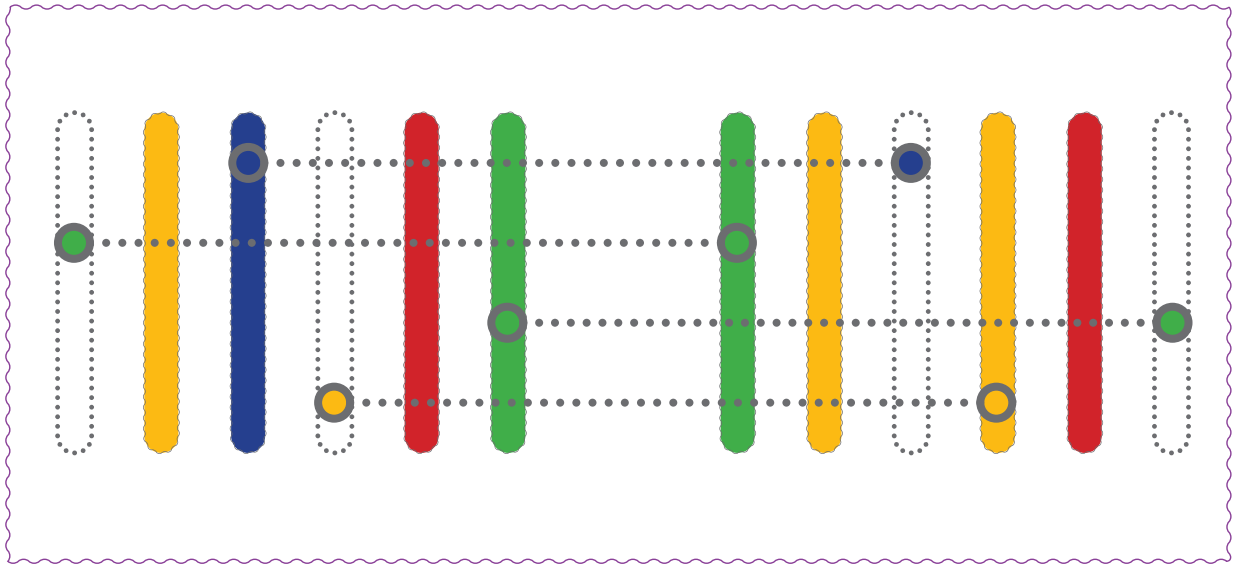
## CUTTING AND TEARING ...



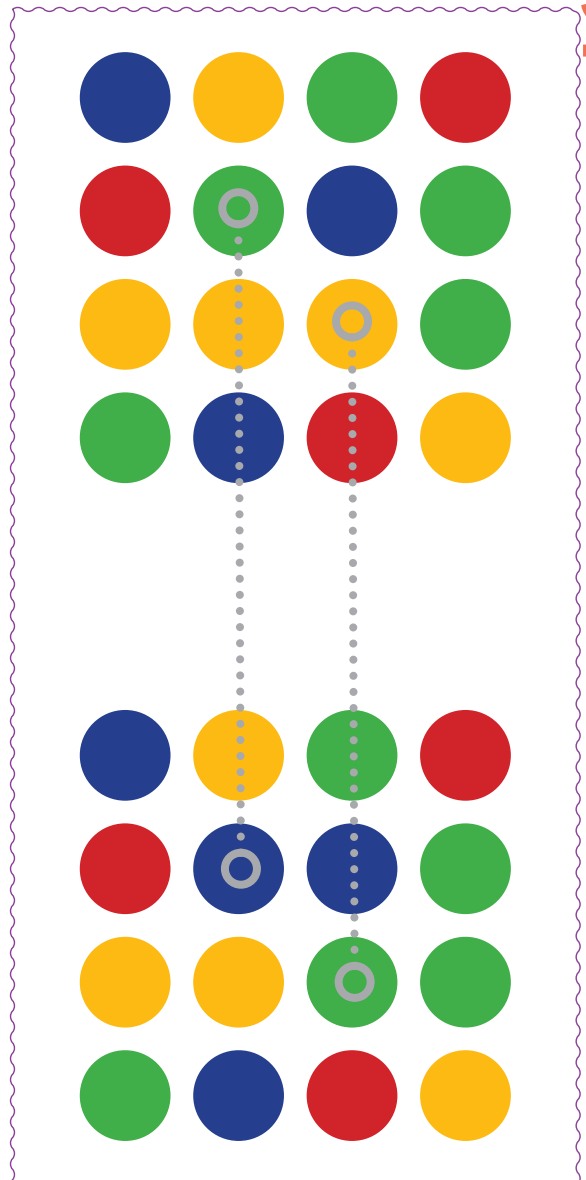
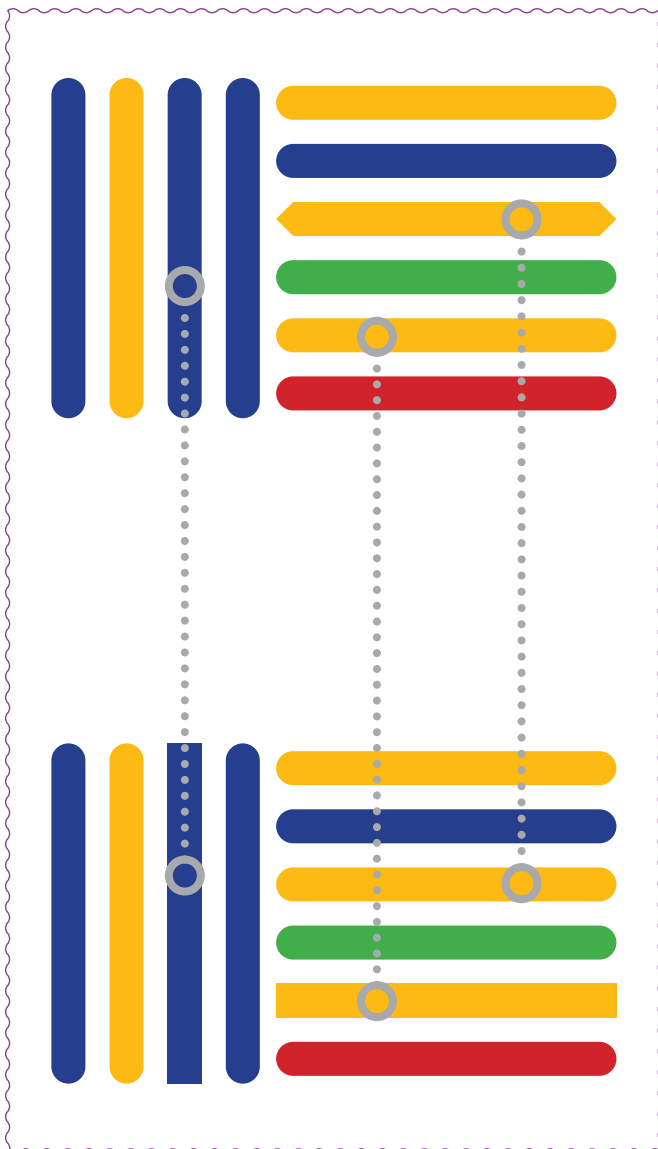
## ... COPYING PATTERNS ...



... COMPARING AND COMPLETING PATTERNS...

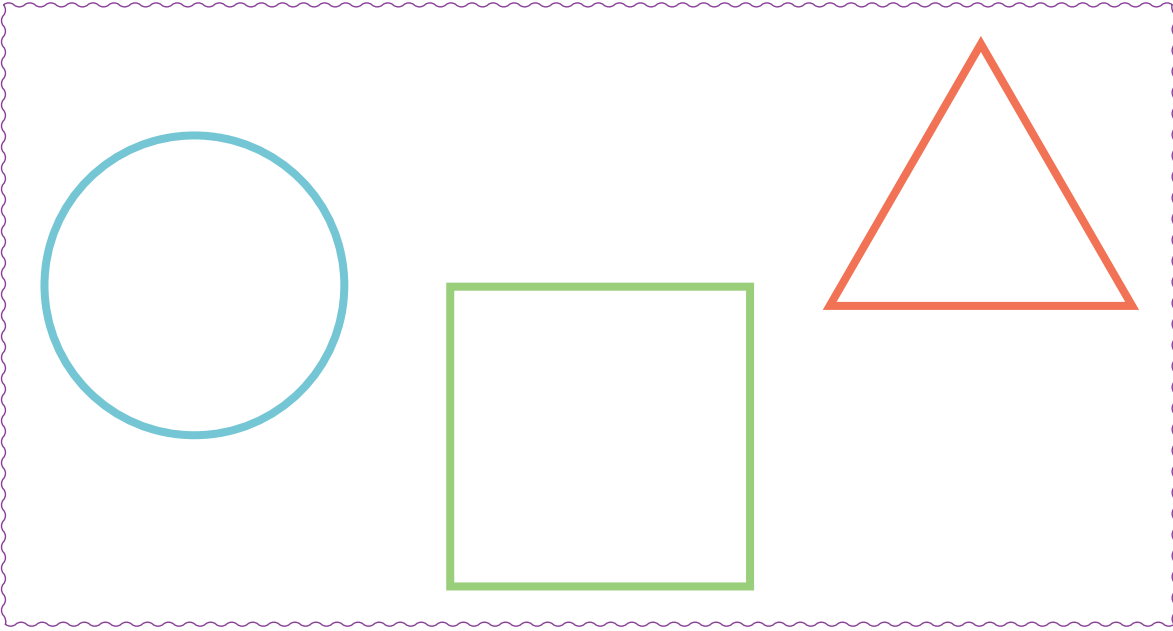


... FINDING THE DIFFERENCES ...




Different types of Brainscribed tasks

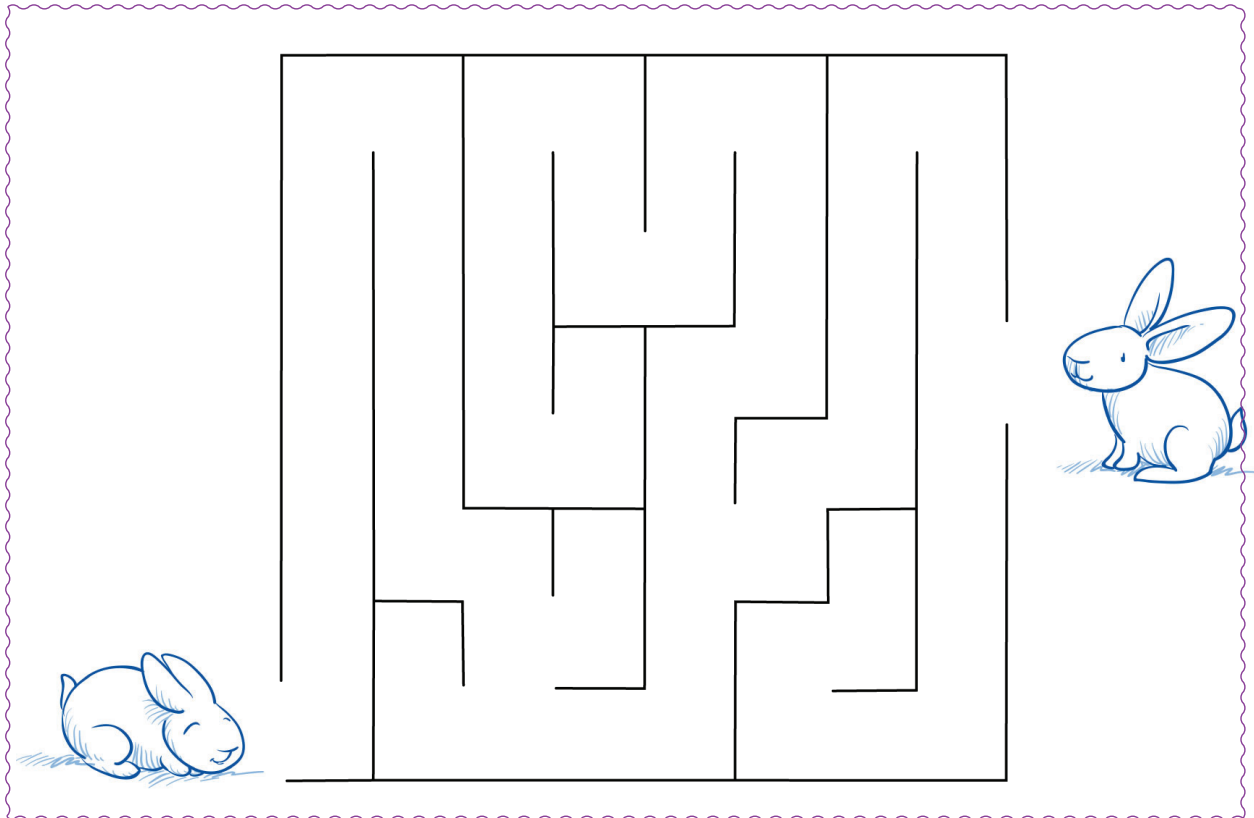
COPYING OF DIFFERENT SHAPES ...




... TRACING LINES ...



... SOLVING MAZES ...




... CHANELLING - DRAWING A PATH BETWEEN TWO GUIDING LINES...



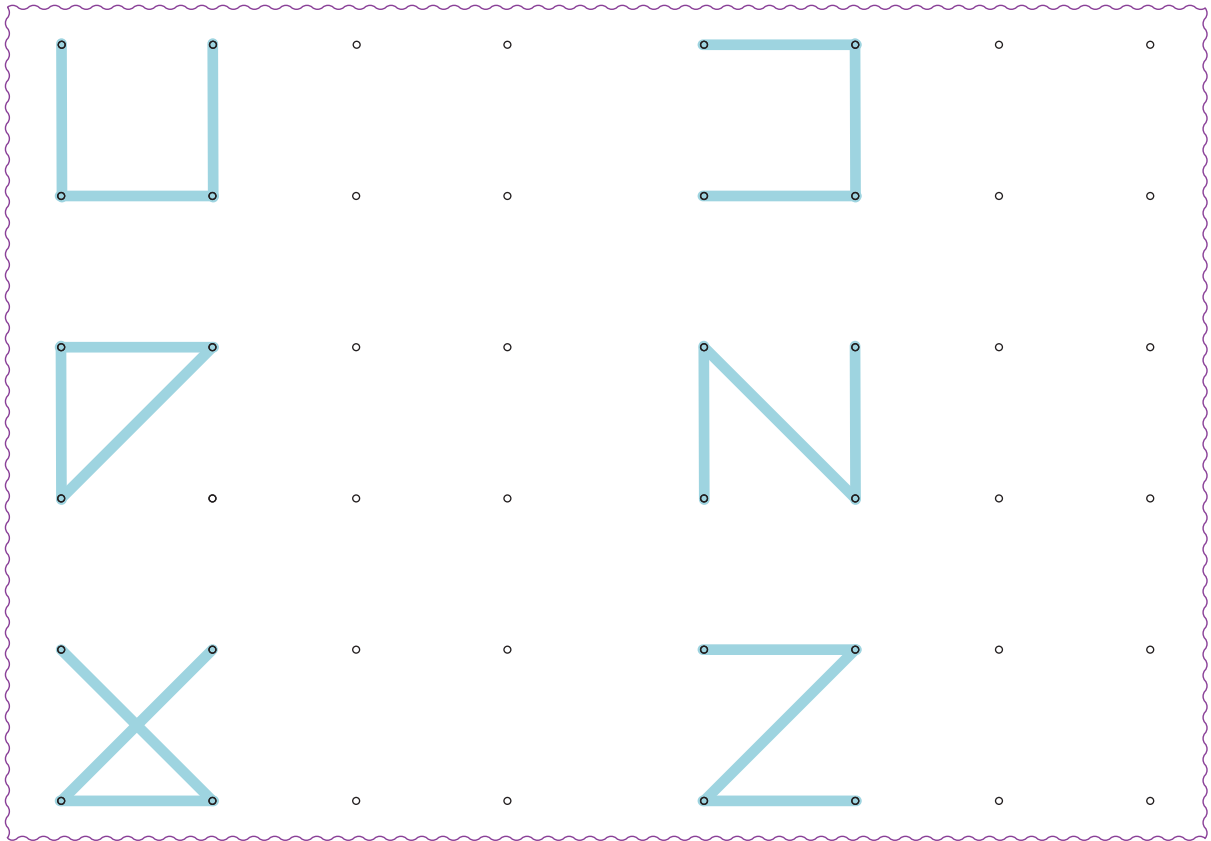
Different types of Brainscribed tasks

... SEARCHING AND TRACING PATHS ...


Different types of Brainscribed tasks



... CONNECTING DOTS ...




... DRAWING CURVES AND LOOPS IN A GRID...




Different types of Brainscribed tasks



... SEARCHING AND COMPLETING SHAPES ...



... TRACING DIFFERENT SHAPES ...



... AND MANY OTHER TYPES OF EXERCISES IN THE VARIOUS  
BRAINSCRIBED WORKBOOKS!