




P-7-5

PATTERNS - SHAPES IN A GRID

3X3 GRID - SHAPES



dr. Kristijan Musek Lešnik, dr. Petra Lešnik Musek

PATTERNS - SHAPES IN A GRID

3X3 GRID - SHAPES

dr. Kristijan Musek Lešnik

dr. Petra Lešnik Musek



PATTERNS - SHAPES IN A GRID

3X3 GRID - SHAPES

dr. Kristijan Musek Lešnik

dr. Petra Lešnik Musek

Title of the workbook: PATTERNS - SHAPES IN A GRID: 3X3 GRID - SHAPES
Brainscribed program - supporting visual-motor integration and fine-motor skills development.

© 2025 Kristijan Musek Lešnik, Petra Lešnik Musek

All rights reserved.

No part of this book may be reproduced or used in any way
without the prior written permission of the copyright holders.

Brainscribed program members/subscribers can print and use the worksheets
in this workbook for their work with children during their membership/subscription.

Illustrations: los_ojos_pardos, Shutterstock

First edition, 2025

Number of pages: 144



Brainscribed resources help children develop and strengthen
visual-motor integration and fine-motor skills!

Published by:

IPSOS dr. Kristijan Musek Lešnik s.p.

Požarnice 26d, 1351 Brezovica pri Ljubljani

www.brainscribed.com

Table of contents

Tasks in this workbook	4
About copying patterns	5
Activity aids - shapes	5
 Worksheets	 22
 About Brainscribed program	 134
List of Brainscribed volumes - 2025	135
Different types of Brainscribed tasks	138

Tasks in this workbook

Tasks involve copying patterns from the templates.


The patterns consists of sixteen elements (circles and squares) of different colours: blue, red, yellow and green.

The complexity of the patterns increases from the beginning to the end of the workbook.


Instructions:

Take a good look at the pattern and create (or draw) an identical one.

Examples:



Fifteen circles, one square



Eight circles, eight squares

About copying patterns

Why copying activities are important

Pattern copying stimulates children's cognitive development.

Tasks that challenge children to copy patterns stimulate their observational skills and fine motor control of their hands and fingers. When children compare their emerging pattern with the template, it reinforces their attention and their ability to concentrate, compare and identify similarities and differences.

The activities in this volume encourage children to observe the templates carefully, which can help to improve their ability to focus on details. They help children to improve their visual discrimination skills, which are crucial for important future developmental challenges such as learning to read, write and develop other important skills. Copying patterns encourages the development of mental flexibility, adaptability, critical thinking and problem-solving skills, as children need to analyse and evaluate each element of the provided pattern in order to successfully complete the task. As these tasks require children to recall the details of the template and compare these with their pattern, they also help to strengthen visual and short-term memory.

Another important aspect of tasks in which children copy patterns is building patience and perseverance, which are essential life skills both for solving such tasks and for achieving goals in various other challenges that children will face later on.

Activity aids - circles

There are several possible ways to do the tasks in this workbook:


- version 1 - children are presented with a pattern and they place matching shapes on it,
- version 2 - children pick the corresponding shapes from the stack and assemble them into a pattern that is identical to the template,
- version 3 - children look at the template and then use coloured pencils to draw a pattern identical to the template.

On pages 6 to 21 you will find printed coloured circles and squares that you can use for the activities in this workbook. Depending on the level of fine motor skills of the individual child (younger children can handle larger objects more easily, while smaller shapes are more suitable for children who have already developed better fine motor control of their fingers) and the available room, you can print smaller (20 mm, 40 mm), medium (70mm) or larger shapes (120mm).

Print and then laminate as many copies of the sheets with coloured circles and squares as you like, then cut out and save the dots for the children to use in the activities in this book.

www.brainscribed.com



3X3 GRID - SHAPES
P-7.5



23A

www.brainscribed.com


3X3 GRID - SHAPES
P-7.5



23B

www.brainscribed.com

3X3 GRID - SHAPES
P-7.5




 **BRAIN**
SCRIBED
expert

33A

www.brainscribed.com


3X3 GRID - SHAPES
P-7.5



 **BRAIN**
SCRIBED
expert

33B


www.brainscribed.com
3X3 GRID - SHAPES
P-7.5



 **BRAIN**
SCRIBED
expert

39A

www.brainscribed.com
3X3 GRID - SHAPES
P-7.5




 **BRAIN**
SCRIBED
expert

39B

www.brainscribed.com


3X3 GRID - SHAPES
P-7,5



50A

www.brainscribed.com



3X3 GRID - SHAPES
P-7,5



50B

www.brainscribed.com



3X3 GRID - SHAPES
P-7,5



58A

www.brainscribed.com


3X3 GRID - SHAPES
P-7,5



58B

www.brainscribed.com


3X3 GRID - SHAPES
P-7.5



74A

www.brainscribed.com


3X3 GRID - SHAPES
P-7.5



74B

www.brainscribed.com


3X3 GRID - SHAPES
P-7.5



91 A

www.brainscribed.com



3X3 GRID - SHAPES
P-7.5



91 B

www.brainscribed.com


3X3 GRID - SHAPES
P-7.5



107 A

www.brainscribed.com



3X3 GRID - SHAPES
P-7.5



107 B

www.brainscribed.com



3X3 GRID - SHAPES
P-7,5



118A

www.brainscribed.com



3X3 GRID - SHAPES
P-7,5



118B

www.brainscribed.com


3X3 GRID - SHAPES
P-7.5



133A

www.brainscribed.com

3X3 GRID - SHAPES
P-7.5



133B

About Brainscribed program

EXTENSIVE collection of activities

Brainscribed collection features thousands of worksheets with tens of thousands of challenges and activities of different types, created to stimulate the development of visual-motor integration and graphomotor skills in children. With its extensive corpus of materials, it is one of the most comprehensive collections of its kind, **globally**.

Based on BRAIN & EDUCATIONAL SCIENCE

Science fact:

Visual-motor exercises create functional connections among visual and motor regions in brains.

Science fact:

Fine motor skills, non-verbal intelligence and executive functioning are significantly interrelated.

Science fact:

Visual-motor exercises improve graphomotor skills which are important predictors of later academic achievement.

FUN and CHALLENGING activities

Brainscribed resources stimulate visual-motor integration development with countless fun and **developmentally appropriate** activities, designed to be **user friendly** both for adults working with children (easy selection of developmentally appropriate activities according to the child's current stage of visual-motor integration and skills), as well as for children (challenging activities).

Designed for EXPERTS and PARENTS

Brainscribed workbooks provide **teachers** and other **experts** (preschool, school, special education, therapy, etc.) with appropriate and gradually challenging tasks according to developmental needs of their children as well as offer **parents** developmentally appropriate and gradually challenging tasks for their children.

Activities for EVERY child ...

Every child's visual motor integration and skills development can **benefit** from graphomotor / visual-motor tasks and training at home or in a classroom.

... and for children with DIFFICULTIES

Visual-motor deficits and graphomotor difficulties can be debilitating for children. Teachers and other experts working with children with visual motor integration problems or/and with writing problems will find a plentitude of useful and engaging tasks for a **systematic intervention** in Brainscribed workbooks for children with visual-motor difficulties.

Created by EXPERTS

Dr. Kristijan Musek Lešnik (Ph.D.) - Founder nad Chair of the Centre for Positive Psychology, University of Primorska, Slovenia - President of the Council of Experts for General Education of the Republic of Slovenia - past President of the Committee for the Children with Special Needs - past President of the National Testing Committee, Slovenia.

Dr. Petra Lešnik Musek (Ph.D. in Developmental Psychology) - Specialist of Clinical Psychology at the Department of Child Neurology, Paediatric Clinic of the University Clinical Centre, Ljubljana, Slovenia - combines years of experience in developmental psychology and family therapy in clinical work with children and their families.

List of Brainscribed volumes - 2025

Collection: CUTTING AND TEARING

Volume C-1-1: CUTTING AND TEARING: HORIZONTAL AND VERTICAL LINES
Volume C-1-2: CUTTING AND TEARING: ZIG-ZAG LINES
Volume C-1-3: CUTTING AND TEARING: WAVY LINES
Volume C-1-4: CUTTING AND TEARING: SPIRALS
Volume C-1-5: CUTTING AND TEARING: FLATTENED SPIRALS

Collection: PATTERNS / FINGER GRIP

TWO TO FOUR STICKS

Volume P-1-1: PATTERNS - STICKS: 2 STICKS - COLOURS
Volume P-1-2: PATTERNS - STICKS: 2 STICKS - SHAPES

FIVE STICKS

Volume P-2-1: PATTERNS - STICKS: 5 STICKS - COLOURS
Volume P-2-2: PATTERNS - STICKS: 5 STICKS - SHAPES
Volume P-2-3: PATTERNS - STICKS: 5 STICKS - DIFFERENCES: COLOURS
Volume P-2-4: PATTERNS - STICKS: 5 STICKS - DIFFERENCES: SHAPES
Volume P-2-5: PATTERNS - STICKS: 5 STICKS - DIFFERENCES: COLOURS AND SHAPES
Volume P-2-6: PATTERNS - STICKS: 5 STICKS - SPACING

SIX STICKS

Volume P-3-1: PATTERNS - STICKS: 6 STICKS - COLOURS
Volume P-3-2: PATTERNS - STICKS: 6 STICKS - SHAPES
Volume P-3-3: PATTERNS - STICKS: 6 STICKS - COMPLETING
Volume P-3-4: PATTERNS - STICKS: 6 STICKS - SPACING
Volume P-3-5: PATTERNS - STICKS: 6 STICKS - MIRRORING

EIGHT STICKS

Volume P-4-1: PATTERNS - STICKS: 8 STICKS - COLOURS
Volume P-4-2: PATTERNS - STICKS: 8 STICKS - SHAPES
Volume P-4-3: PATTERNS - STICKS: 8 STICKS - COMPLETING
Volume P-4-4: PATTERNS - STICKS: 8 STICKS - ORIENTATION
Volume P-4-5: PATTERNS - STICKS: 8 STICKS - MIRRORING
Volume P-4-6: PATTERNS - STICKS: 8 STICKS - OVERLAPPING

TEN STICKS

Volume P-5-1: PATTERNS - STICKS: 10 STICKS - COLOURS
 Volume P-5-2: PATTERNS - STICKS: 10 STICKS - SHAPES
 Volume P-5-3A: PATTERNS - STICKS: 10 STICKS - FINDING DIFFERENCES: COLOURS 1
 Volume P-5-3B: PATTERNS - STICKS: 10 STICKS - FINDING DIFFERENCES: COLOURS 2
 Volume P-5-4A: PATTERNS - STICKS: 10 STICKS - FINDING DIFFERENCES: SHAPES 1
 Volume P-5-4B: PATTERNS - STICKS: 10 STICKS - FINDING DIFFERENCES: SHAPES 2
 Volume P-5-5: PATTERNS - STICKS: 10 STICKS - ORIENTATION
 Volume P-5-6: PATTERNS - STICKS: 10 STICKS - MIRRORING
 Volume P-5-7: PATTERNS - STICKS: 10 STICKS - OVERLAPPING
 Volume P-5-8: PATTERNS - STICKS: 10 STICKS - INTERVINNING
 Volume P-5-9: PATTERNS - STICKS: 10 STICKS - COMPLETING

3x3 GRID

Volume P-6-1: DOTS IN A GRID: 3x3 GRID - COLOURS
 Volume P-6-2: SHAPES IN A GRID: 3x3 GRID - SHAPES
 Volume P-6-3: DOTS IN A GRID: 3x3 GRID - DIFFERENCES
 Volume P-6-4: DOTS IN A GRID: 3x3 GRID - COMPLETING
 Volume P-6-5: DOTS IN A GRID: 3x3 GRID - MIRRORING
 Volume P-6-6: SHAPES IN A GRID: 3x3 GRID - MIRRORING

4x4 GRID

Volume P-7-1: DOTS IN A GRID: 4x4 GRID - COLOURS
 Volume P-7-2: SHAPES IN A GRID: 4x4 GRID - SHAPES
 Volume P-7-3: DOTS IN A GRID: 4x4 GRID - DIFFERENCES
 Volume P-7-4: DOTS IN A GRID: 4x4 GRID - COMPLETING
 Volume P-7-5: DOTS IN A GRID: 4x4 GRID - MIRRORING
 Volume P-7-6: SHAPES IN A GRID: 4x4 GRID - MIRRORING

Collection: GRAPHOMOTOR SKILLS

BASIC COPYING

Volume G-1-1: BASIC COPYING: CIRCLES AND SQUARES
 Volume G-1-2: BASIC COPYING: GEOMETRIC SHAPES

TRACING SHAPES

Volume G-2-1: TRACING SHAPES: TRACING CIRCLES
 Volume G-2-2: TRACING SHAPES: TRACING SQUARES
 Volume G-2-3: TRACING SHAPES: TRACING TRIANGLES
 Volume G-2-4: TRACING SHAPES: BASIC SHAPES
 Volume G-2-5: TRACING SHAPES: TRACING GEOMETRIC SHAPES- DIRECTION
 Volume G-2-6: TRACING SHAPES: TRACING ANGLED SHAPES
 Volume G-2-7: TRACING SHAPES: TRACING ROUNDED SHAPES
 Volume G-2-8: TRACING SHAPES: TRACING IRREGULAR SHAPES

SHAPE CONSTANCY

Volume G-3-1: SHAPE CONSTANCY: FINISHING SHAPES -LARGE SHAPES
 Volume G-3-2: SHAPE CONSTANCY: FINISHING SHAPES - MEDIUM AND SMALL SHAPES
 Volume G-3-3: SHAPE CONSTANCY: TRACING AND FINISHING SHAPES - LARGE SHAPES
 Volume G-3-4: SHAPE CONSTANCY: TRACING AND FINISHING SHAPES - MEDIUM AND SMALL SHAPES

TRACING & CONNECTING

Volume G-4-1: TRACING & CONNECTING: TRACING HORIZONTAL AND VERTICAL LINES
 Volume G-4-2: TRACING & CONNECTING: TRACING ZIG-ZAG LINES
 Volume G-4-3: TRACING & CONNECTING: TRACING WAVY LINES
 Volume G-4-4: TRACING & CONNECTING: TRACING STRAIGHT AND IRREGULAR LINES
 Volume G-4-5: TRACING & CONNECTING: TRACING CURVED LINES
 Volume G-4-6: TRACING & CONNECTING: CONNECTING - STRAIGHT LINES AND ANGLES
 Volume G-4-7: TRACING & CONNECTING: DRAWING LINES DOT TO DOT

SPATIAL ORGANIZATION

Volume G-5-1: SPATIAL ORGANIZATION: CONNECTING DOTS - LINES
 Volume G-5-2: SPATIAL ORGANIZATION: CONNECTING DOTS - PATTERNS
 Volume G-5-3: SPATIAL ORGANIZATION: CONNECTING DOTS - SHAPES
 Volume G-5-4: SPATIAL ORGANIZATION: DRAWING LOOPS IN 8x8 GRID
 Volume G-5-5: SPATIAL ORGANIZATION: DRAWING LOOPS IN 12x12 GRID

CHANELLING

Volume G-6-1: CHANELLING: STRAIGHT LINES AND ANGLES
 Volume G-6-2: CHANELLING: WAVY AND CURVED LINESS
 Volume G-6-3: CHANELLING: SIMPLE CURVED LINES: NO DOTS
 Volume G-6-4: CHANELLING: COMPLEX CURVED LINES: NO DOTS
 Volume G-6-5: CHANELLING: CURVED LINES: WITH HELPING DOTS
 Volume G-6-6: CHANELLING: CHANELLING IRREGULAR SHAPES
 Volume G-6-71: CHANELLING: PATHS -10 mm WIDTH
 Volume G-6-72: CHANELLING: PATHS -6 mm WIDTH
 Volume G-6-73: CHANELLING: PATHS -4 mm WIDTH
 Volume G-6-74: CHANELLING: PATHS -2 mm WIDTH

MAZES

Volume G-7-1: MAZES: 5 x 5 AND 6 x 6 MAZES
 Volume G-7-2: MAZES: 7 x 7 AND 8 x 8 MAZES -
 Volume G-7-3: MAZES: 9x9 AND 10x10 MAZES
 Volume G-7-4: MAZES: 12x12 MAZES
 Volume G-7-5: MAZES: 9x9 AND 11x11 ESCAPE MAZES
 Volume G-7-7: MAZES: 16x16 ESCAPE MAZES
 Volume G-7-8: MAZES: PATHS



Different types of Brainscribed tasks

Brainscribed activities are organised into thematic workbooks.



In each volume, the difficulty of the tasks gradually increases.

All Brainscribed activities are designed to stimulate visual-motor integration and the development of graphomotor and other fine-motor skills in a way that is interesting and engaging for children.

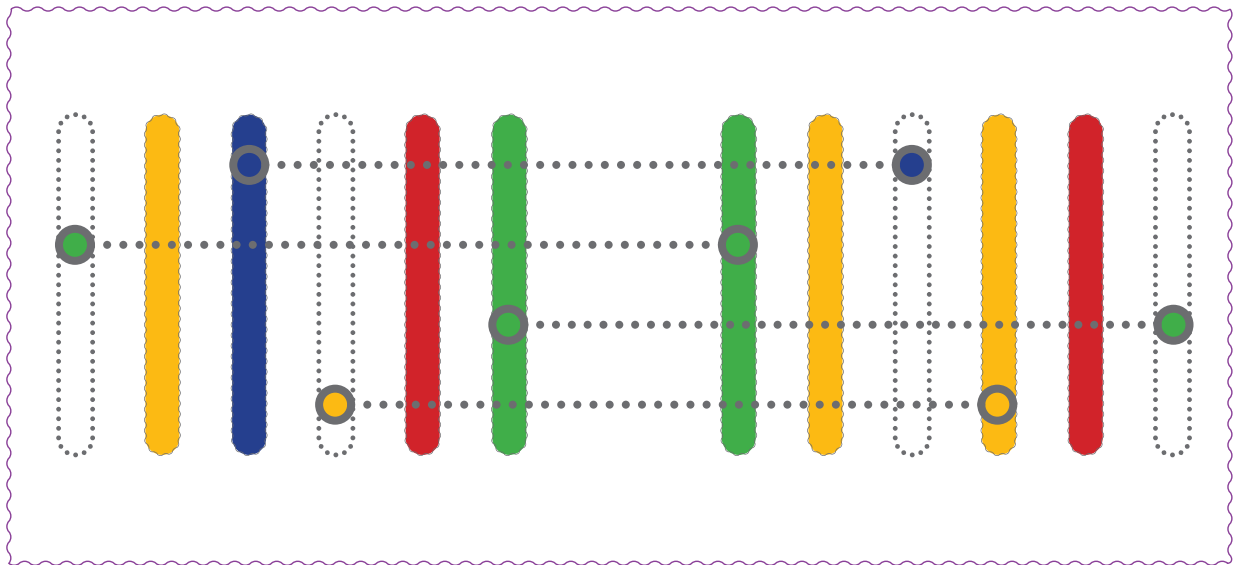
CUTTING AND TEARING ...



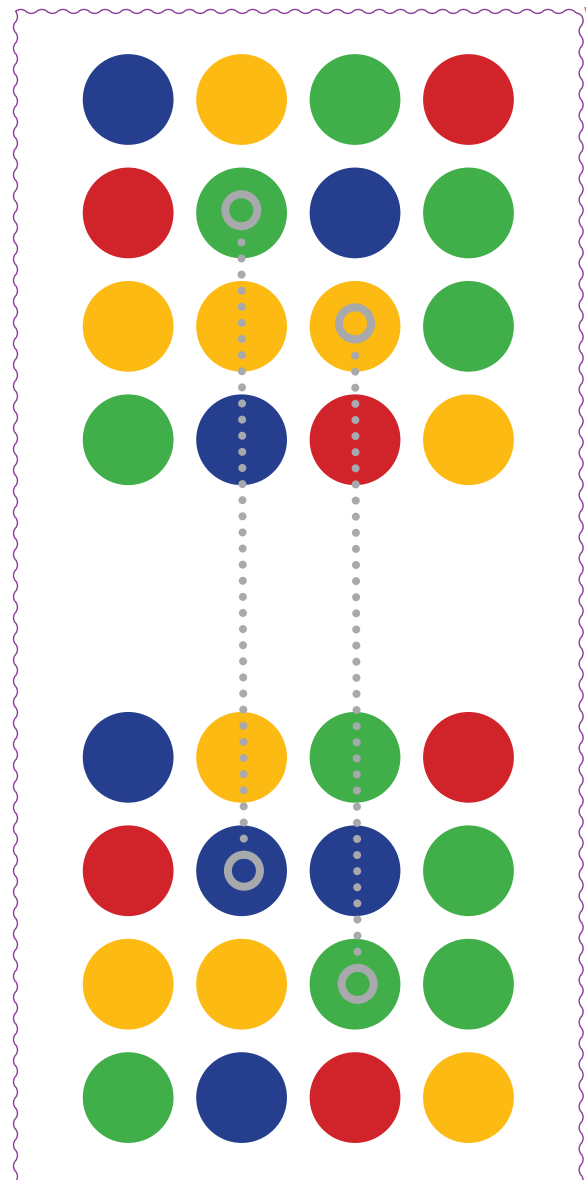
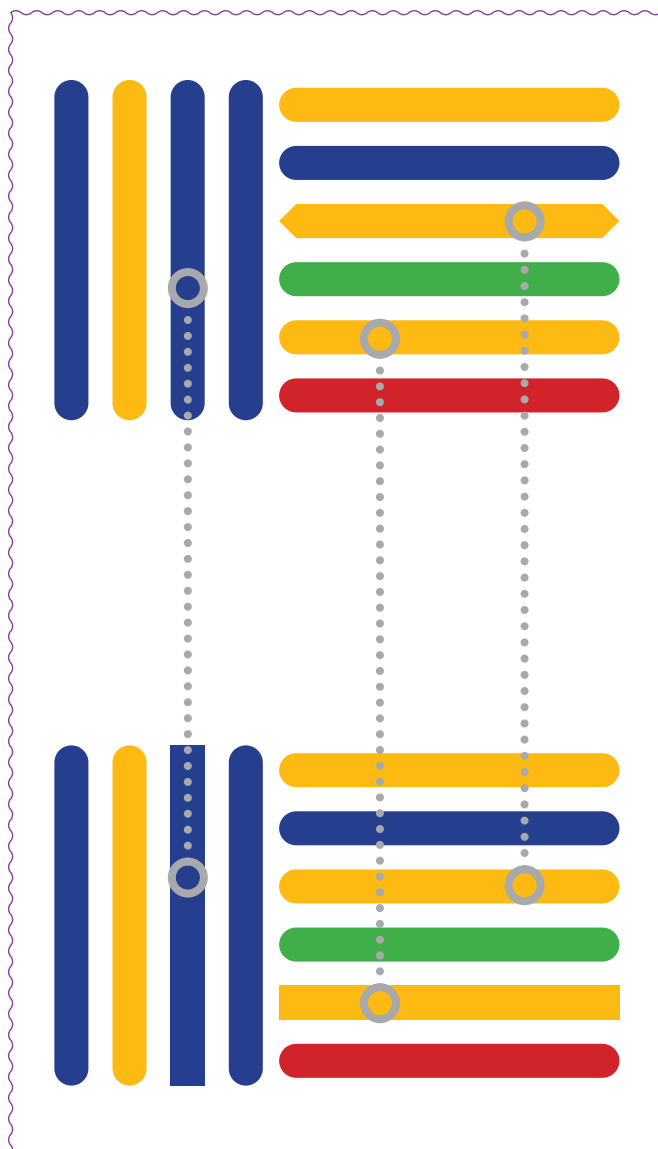
... COPYING PATTERNS ...



... COMPARING AND COMPLETING PATTERNS...

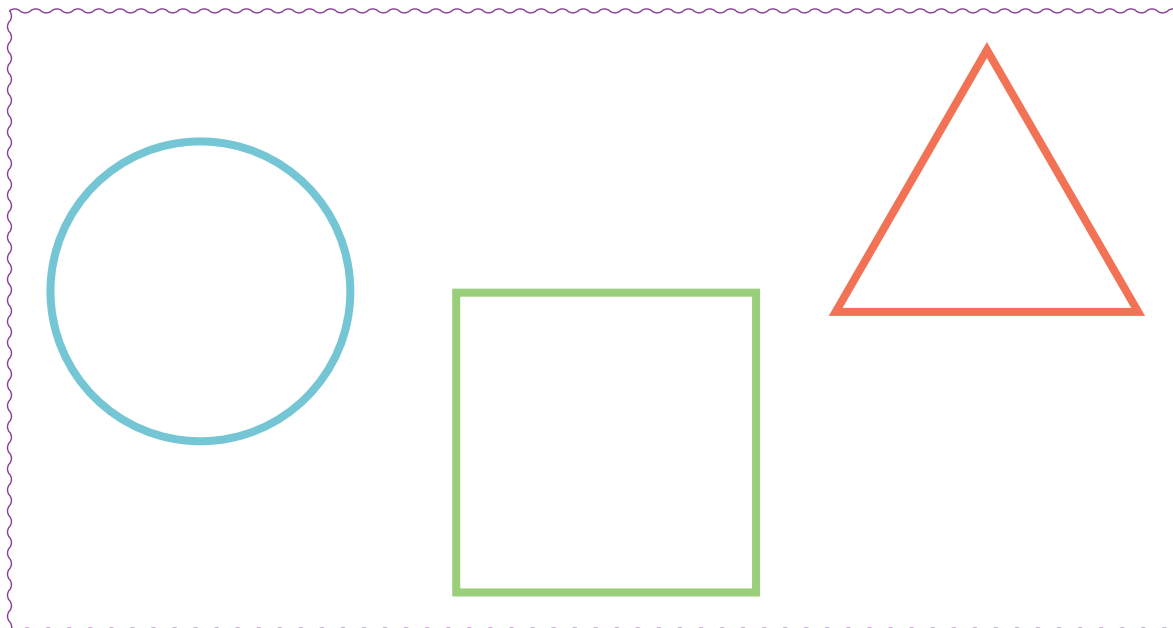


... FINDING THE DIFFERENCES ...




Different types of Brainscribed tasks

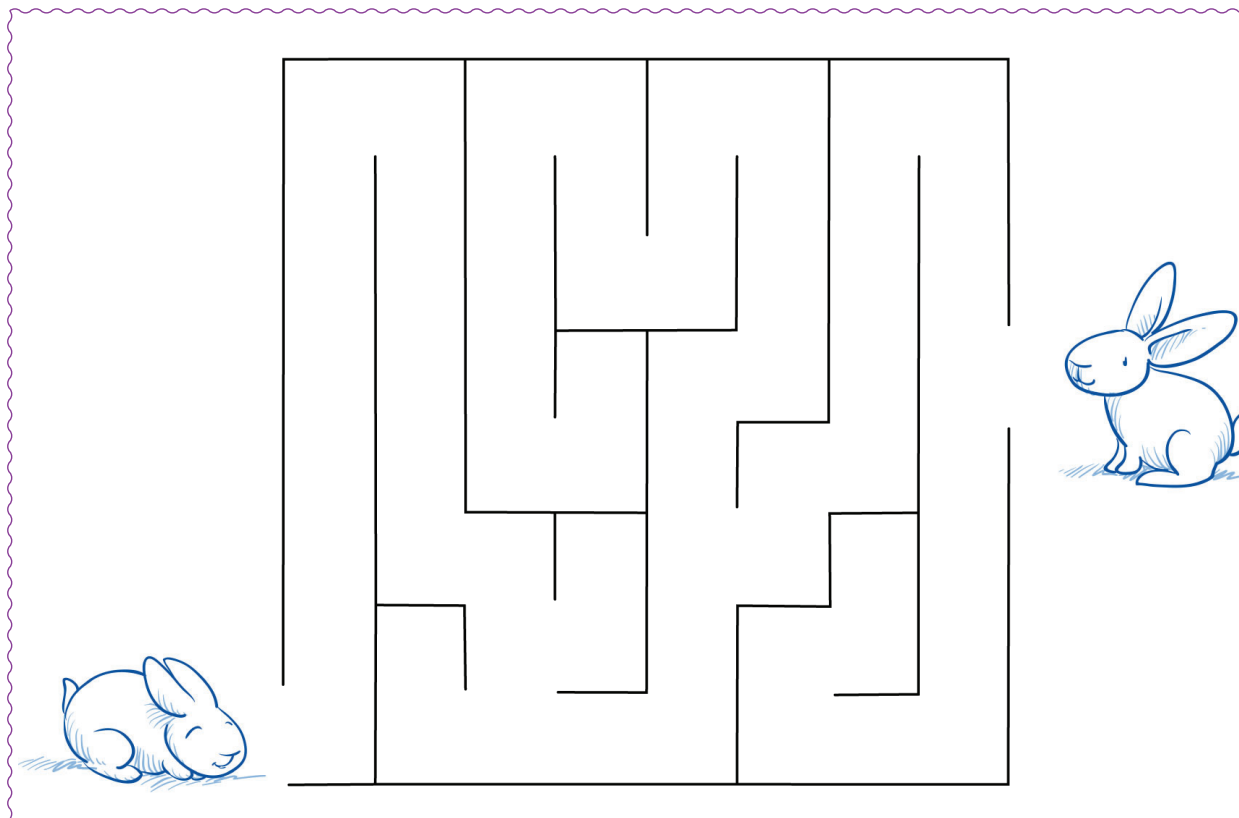
COPYING OF DIFFERENT SHAPES ...




... TRACING LINES ...



... SOLVING MAZES ...




... CHANELLING - DRAWING A PATH BETWEEN TWO GUIDING LINES...



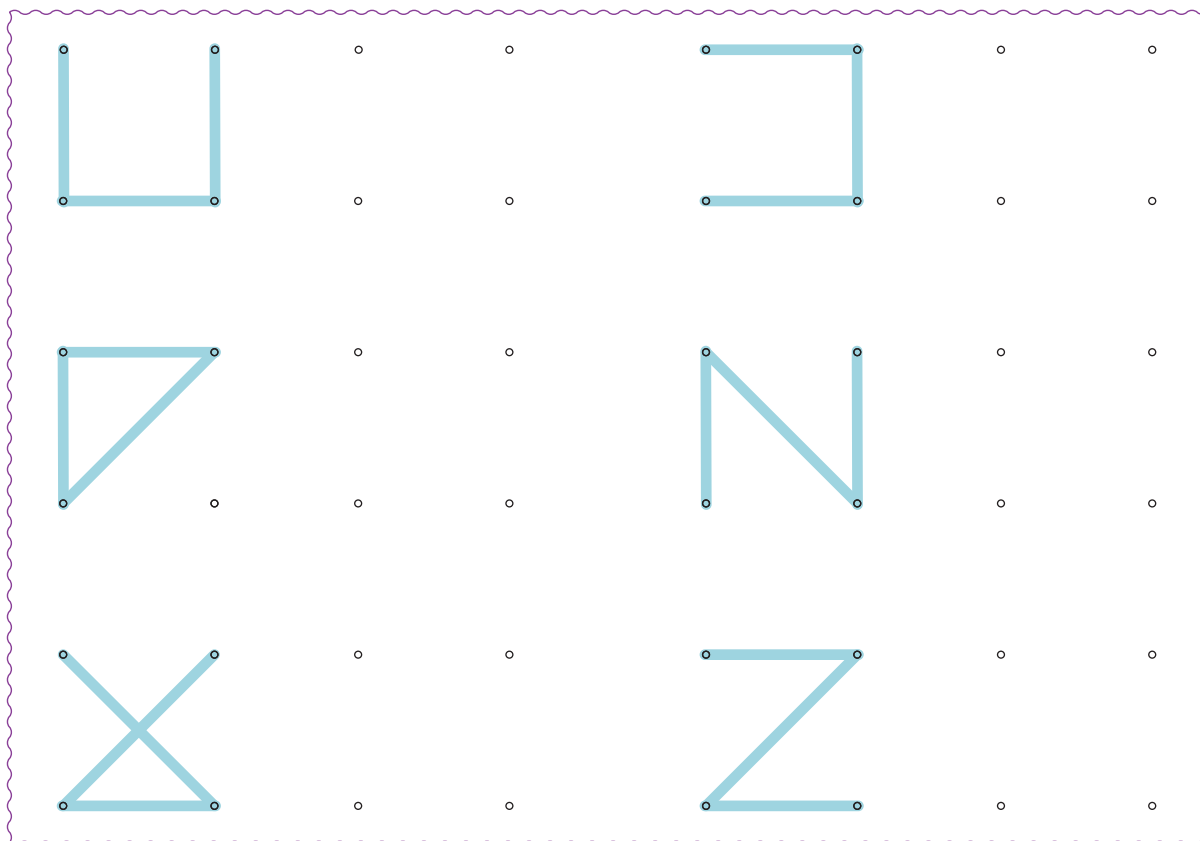
Different types of Brainscribed tasks

... SEARCHING AND TRACING PATHS ...


Different types of Brainscribed tasks



... CONNECTING DOTS ...




... DRAWING CURVES AND LOOPS IN A GRID...




Different types of Brainscribed tasks

... SEARCHING AND COMPLETING SHAPES ...



... TRACING DIFFERENT SHAPES ...



... AND MANY OTHER TYPES OF EXERCISES IN THE VARIOUS
BRAINSCRIBED WORKBOOKS!