

2.8

TRACING SHAPES

Tracing Irregular Shapes



dr. Kristijan Musek Lešnik, dr. Petra Lešnik Musek

VISUAL-MOTOR INTEGRATION & GRAPHOMOTOR TRAINING WORKBOOK

TRACING SHAPES

TRACING IRREGULAR SHAPES

dr. Kristijan Musek Lešnik

dr. Petra Lešnik Musek



TRACING SHAPES

TRACING IRREGULAR SHAPES

dr. Kristijan Musek Lešnik

dr. Petra Lešnik Musek

Workbook title: TRACING SHAPES: Tracing irregular shapes
BrainscribED Resources for Visual-Motor Integration and Graphomotor Skills Development

Copyright © 2024 Kristijan Musek Lešnik, Petra Lešnik Musek

All rights reserved.

No part of this book may be reproduced or used in any manner without the prior written permission of the copyright owners.

Members/subscribers of the BrainscribED Expert Program may print and use individual worksheets from this workbook for their own professional work during the term of their membership/subscription.

Illustrations: Daniela Barreto, Shutterstock

Front cover illustrations: los_ojos_pardos, Shutterstock

First paperback edition, 2024

Some of the worksheets first published in e-form in 2009

Number of pages: 152



BrainscribED workbooks help children develop and strengthen their visual-motor integration and graphomotor skills!

Published by:

IPSOS dr. Kristijan Musek Lešnik s.p.

Požarnice 26d, SI-1351 Brezovica pri Ljubljani

www.brainscribed.com

Contents

About tracing irregular shapes	4
Instructions	5
Worksheets	6
Large shapes	6
Medium sized shapes	62
Small shapes	114
About BrainscribED series	146
List of 2024 BrainscribED workbooks	147
Different types of BrainscribED tasks	148

About tracing irregular shapes

Why connecting dots activities are important

Tracing activities stimulate the child's eye-hand coordination. As children draw along the template, their eyes compare the developing line with the shape they are tracing. This comparison is followed by micro-movements of the hands and fingers that help the child to guide the line along the intended path. The whole process reinforces visual-motor integration and fine motor control of hand and finger movements.

Tracing activities encourage the acquisition of spatial concepts, which later play an essential role in the development of pre-literacy skills, writing, drawing and other important graphomotor and fine-motor skills.

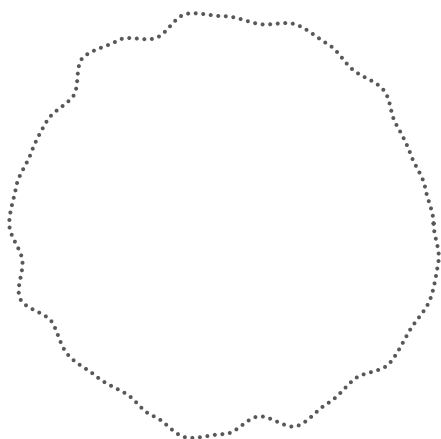
Worksheets and activities in this workbook

The activities and tasks in this workbook are designed to strengthen children's visual-motor integration and basic graphomotor skills by tracing different dotted or dashed irregular shapes.


The difficulty of the activities and tasks in the workbook increases as the complexity of the characters is increased, and the size of the shapes the children follow is decreased.

Children should not change the position of the paper or turn it while drawing. They should be encouraged to draw each line in a single stroke without stopping or moving the drawing tool.


Example: large shape, simple, dotted line.



Example: large shape, complex, dotted line.



Example: medium sized shape, complex, dotted line, wider space between dots.









Example: small shape, complex, grey line.







Instructions

Ask the child to trace the dotted shapes.


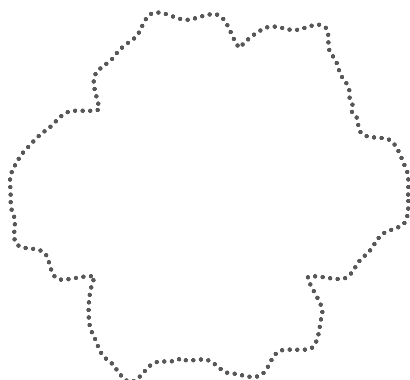




TRACE THE SHAPES.




TRACE THE SHAPES.



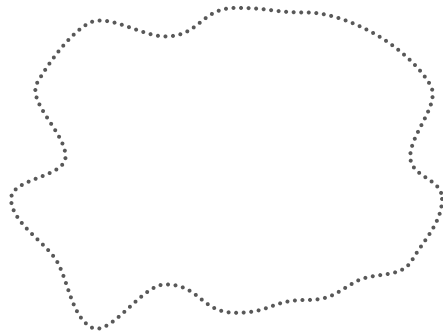


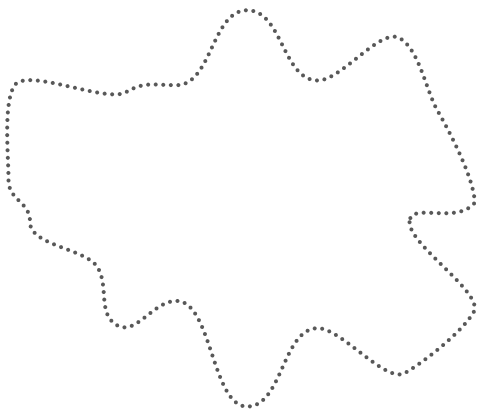

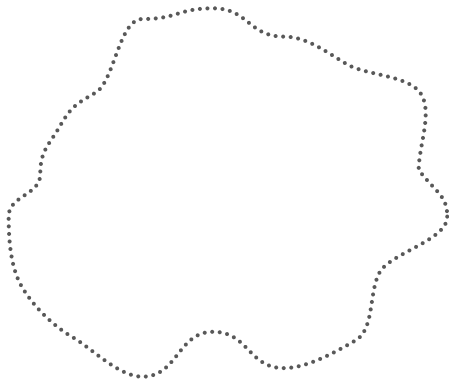
TRACE THE SHAPES.











TRACE THE SHAPES.




TRACE THE SHAPES.










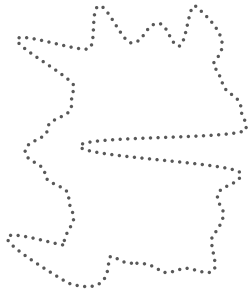
TRACE THE SHAPES.




TRACE THE SHAPES.




TRACE THE SHAPES.



TRACE THE SHAPES.



TRACE THE SHAPES.



About Brainscribed program

EXTENSIVE collection of activities

Brainscribed collection features thousands of worksheets with tens of thousands of challenges and activities of different types, created to stimulate the development of visual-motor integration and graphomotor skills in children. With its extensive corpus of materials, it is one of the most comprehensive collections of its kind, **globally**.

Based on BRAIN & EDUCATIONAL SCIENCE

Science fact:

Visual-motor exercises create functional connections among visual and motor regions in brains.

Science fact:

Fine motor skills, non-verbal intelligence and executive functioning are significantly interrelated.

Science fact:

Visual-motor exercises improve graphomotor skills which are important predictors of later academic achievement.

FUN and CHALLENGING activities

Brainscribed resources stimulate visual-motor integration development with countless fun and **developmentally appropriate** activities, designed to be **user friendly** both for adults working with children (easy selection of developmentally appropriate activities according to the child's current stage of visual-motor integration and skills), as well as for children (challenging activities).

Designed for EXPERTS and PARENTS

Brainscribed workbooks provide **teachers** and other **experts** (preschool, school, special education, therapy, etc.) with appropriate and gradually challenging tasks according to developmental needs of their children as well as offer **parents** developmentally appropriate and gradually challenging tasks for their children.

Activities for EVERY child ...

Every child's visual motor integration and skills development can **benefit** from graphomotor / visual-motor tasks and training at home or in a classroom.

... and for children with DIFFICULTIES

Visual-motor deficits and graphomotor difficulties can be debilitating for children. Teachers and other experts working with children with visual motor integration problems or/and with writing problems will find a plentitude of useful and engaging tasks for a **systematic intervention** in Brainscribed workbooks for children with visual-motor difficulties.

Created by EXPERTS

Dr. Kristijan Musek Lešnik (Ph.D.) - Founder nad Chair of the Centre for Positive Psychology, University of Primorska, Slovenia - President of the Council of Experts for General Education of the Republic of Slovenia - past President of the Committee for the Children with Special Needs - past President of the National Testing Committee, Slovenia.

Dr. Petra Lešnik Musek (Ph.D. in Developmental Psychology) - Specialist of Clinical Psychology at the Department of Child Neurology, Paediatric Clinic of the University Clinical Centre, Ljubljana, Slovenia - combines years of experience in developmental psychology and family therapy in clinical work with children and their families.

List of Brainscribed volumes - 2025

Collection: CUTTING AND TEARING

Volume C-1-1: CUTTING AND TEARING: HORIZONTAL AND VERTICAL LINES
Volume C-1-2: CUTTING AND TEARING: ZIG-ZAG LINES
Volume C-1-3: CUTTING AND TEARING: WAVY LINES
Volume C-1-4: CUTTING AND TEARING: SPIRALS
Volume C-1-5: CUTTING AND TEARING: FLATTENED SPIRALS

Collection: PATTERNS / FINGER GRIP

TWO TO FOUR STICKS

Volume P-1-1: PATTERNS - STICKS: 2 STICKS - COLOURS
Volume P-1-2: PATTERNS - STICKS: 2 STICKS - SHAPES

FIVE STICKS

Volume P-2-1: PATTERNS - STICKS: 5 STICKS - COLOURS
Volume P-2-2: PATTERNS - STICKS: 5 STICKS - SHAPES
Volume P-2-3: PATTERNS - STICKS: 5 STICKS - DIFFERENCES: COLOURS
Volume P-2-4: PATTERNS - STICKS: 5 STICKS - DIFFERENCES: SHAPES
Volume P-2-5: PATTERNS - STICKS: 5 STICKS - DIFFERENCES: COLOURS AND SHAPES
Volume P-2-6: PATTERNS - STICKS: 5 STICKS - SPACING

SIX STICKS

Volume P-3-1: PATTERNS - STICKS: 6 STICKS - COLOURS
Volume P-3-2: PATTERNS - STICKS: 6 STICKS - SHAPES
Volume P-3-3: PATTERNS - STICKS: 6 STICKS - COMPLETING
Volume P-3-4: PATTERNS - STICKS: 6 STICKS - SPACING
Volume P-3-5: PATTERNS - STICKS: 6 STICKS - MIRRORING

EIGHT STICKS

Volume P-4-1: PATTERNS - STICKS: 8 STICKS - COLOURS
Volume P-4-2: PATTERNS - STICKS: 8 STICKS - SHAPES
Volume P-4-3: PATTERNS - STICKS: 8 STICKS - COMPLETING
Volume P-4-4: PATTERNS - STICKS: 8 STICKS - ORIENTATION
Volume P-4-5: PATTERNS - STICKS: 8 STICKS - MIRRORING
Volume P-4-6: PATTERNS - STICKS: 8 STICKS - OVERLAPPING

TEN STICKS

Volume P-5-1: PATTERNS - STICKS: 10 STICKS - COLOURS
 Volume P-5-2: PATTERNS - STICKS: 10 STICKS - SHAPES
 Volume P-5-3A: PATTERNS - STICKS: 10 STICKS - FINDING DIFFERENCES: COLOURS 1
 Volume P-5-3B: PATTERNS - STICKS: 10 STICKS - FINDING DIFFERENCES: COLOURS 2
 Volume P-5-4A: PATTERNS - STICKS: 10 STICKS - FINDING DIFFERENCES: SHAPES 1
 Volume P-5-4B: PATTERNS - STICKS: 10 STICKS - FINDING DIFFERENCES: SHAPES 2
 Volume P-5-5: PATTERNS - STICKS: 10 STICKS - ORIENTATION
 Volume P-5-6: PATTERNS - STICKS: 10 STICKS - MIRRORING
 Volume P-5-7: PATTERNS - STICKS: 10 STICKS - OVERLAPPING
 Volume P-5-8: PATTERNS - STICKS: 10 STICKS - INTERVINNING
 Volume P-5-9: PATTERNS - STICKS: 10 STICKS - COMPLETING

3x3 GRID

Volume P-6-1: DOTS IN A GRID: 3x3 GRID - COLOURS
 Volume P-6-2: SHAPES IN A GRID: 3x3 GRID - SHAPES
 Volume P-6-3: DOTS IN A GRID: 3x3 GRID - DIFFERENCES
 Volume P-6-4: DOTS IN A GRID: 3x3 GRID - COMPLETING
 Volume P-6-5: DOTS IN A GRID: 3x3 GRID - MIRRORING
 Volume P-6-6: SHAPES IN A GRID: 3x3 GRID - MIRRORING

4x4 GRID

Volume P-7-1: DOTS IN A GRID: 4x4 GRID - COLOURS
 Volume P-7-2: SHAPES IN A GRID: 4x4 GRID - SHAPES
 Volume P-7-3: DOTS IN A GRID: 4x4 GRID - DIFFERENCES
 Volume P-7-4: DOTS IN A GRID: 4x4 GRID - COMPLETING
 Volume P-7-5: DOTS IN A GRID: 4x4 GRID - MIRRORING
 Volume P-7-6: SHAPES IN A GRID: 4x4 GRID - MIRRORING

Collection: GRAPHOMOTOR SKILLS

BASIC COPYING

Volume G-1-1: BASIC COPYING: CIRCLES AND SQUARES
 Volume G-1-2: BASIC COPYING: GEOMETRIC SHAPES

TRACING SHAPES

Volume G-2-1: TRACING SHAPES: TRACING CIRCLES
 Volume G-2-2: TRACING SHAPES: TRACING SQUARES
 Volume G-2-3: TRACING SHAPES: TRACING TRIANGLES
 Volume G-2-4: TRACING SHAPES: BASIC SHAPES
 Volume G-2-5: TRACING SHAPES: TRACING GEOMETRIC SHAPES- DIRECTION
 Volume G-2-6: TRACING SHAPES: TRACING ANGLED SHAPES
 Volume G-2-7: TRACING SHAPES: TRACING ROUNDED SHAPES
 Volume G-2-8: TRACING SHAPES: TRACING IRREGULAR SHAPES

SHAPE CONSTANCY

Volume G-3-1: SHAPE CONSTANCY: FINISHING SHAPES -LARGE SHAPES

Volume G-3-2: SHAPE CONSTANCY: FINISHING SHAPES - MEDIUM AND SMALL SHAPES

Volume G-3-3: SHAPE CONSTANCY: TRACING AND FINISHING SHAPES - LARGE SHAPES

Volume G-3-4: SHAPE CONSTANCY: TRACING AND FINISHING SHAPES - MEDIUM AND SMALL SHAPES

TRACING & CONNECTING

Volume G-4-1: TRACING & CONNECTING: TRACING HORIZONTAL AND VERTICAL LINES

Volume G-4-2: TRACING & CONNECTING: TRACING ZIG-ZAG LINES

Volume G-4-3: TRACING & CONNECTING: TRACING WAVY LINES

Volume G-4-4: TRACING & CONNECTING: TRACING STRAIGHT AND IRREGULAR LINES

Volume G-4-5: TRACING & CONNECTING: TRACING CURVED LINES

Volume G-4-6: TRACING & CONNECTING: CONNECTING - STRAIGHT LINES AND ANGLES

Volume G-4-7: TRACING & CONNECTING: DRAWING LINES DOT TO DOT

SPATIAL ORGANIZATION

Volume G-5-1: SPATIAL ORGANIZATION: CONNECTING DOTS - LINES

Volume G-5-2: SPATIAL ORGANIZATION: CONNECTING DOTS - PATTERNS

Volume G-5-3: SPATIAL ORGANIZATION: CONNECTING DOTS - SHAPES

Volume G-5-4: SPATIAL ORGANIZATION: DRAWING LOOPS IN 8x8 GRID

Volume G-5-5: SPATIAL ORGANIZATION: DRAWING LOOPS IN 12x12 GRID

CHANELLING

Volume G-6-1: CHANELLING: STRAIGHT LINES AND ANGLES

Volume G-6-2: CHANELLING: WAVY AND CURVED LINESS

Volume G-6-3: CHANELLING: SIMPLE CURVED LINES: NO DOTS

Volume G-6-4: CHANELLING: COMPLEX CURVED LINES: NO DOTS

Volume G-6-5: CHANELLING: CURVED LINES: WITH HELPING DOTS

Volume G-6-6: CHANELLING: CHANELLING IRREGULAR SHAPES

Volume G-6-71: CHANELLING: PATHS -10 mm WIDTH

Volume G-6-72: CHANELLING: PATHS -6 mm WIDTH

Volume G-6-73: CHANELLING: PATHS -4 mm WIDTH

Volume G-6-74: CHANELLING: PATHS -2 mm WIDTH

MAZES

Volume G-7-1: MAZES: 5 x 5 AND 6 x 6 MAZES

Volume G-7-2: MAZES: 7 x 7 AND 8 x 8 MAZES -

Volume G-7-3: MAZES: 9x9 AND 10x10 MAZES

Volume G-7-4: MAZES: 12x12 MAZES

Volume G-7-5: MAZES: 9x9 AND 11x11 ESCAPE MAZES

Volume G-7-7: MAZES: 16x16 ESCAPE MAZES

Volume G-7-8: MAZES: PATHS



Different types of Brainscribed tasks

Brainscribed activities are organised into thematic workbooks.



In each volume, the difficulty of the tasks gradually increases.

All Brainscribed activities are designed to stimulate visual-motor integration and the development of graphomotor and other fine-motor skills in a way that is interesting and engaging for children.

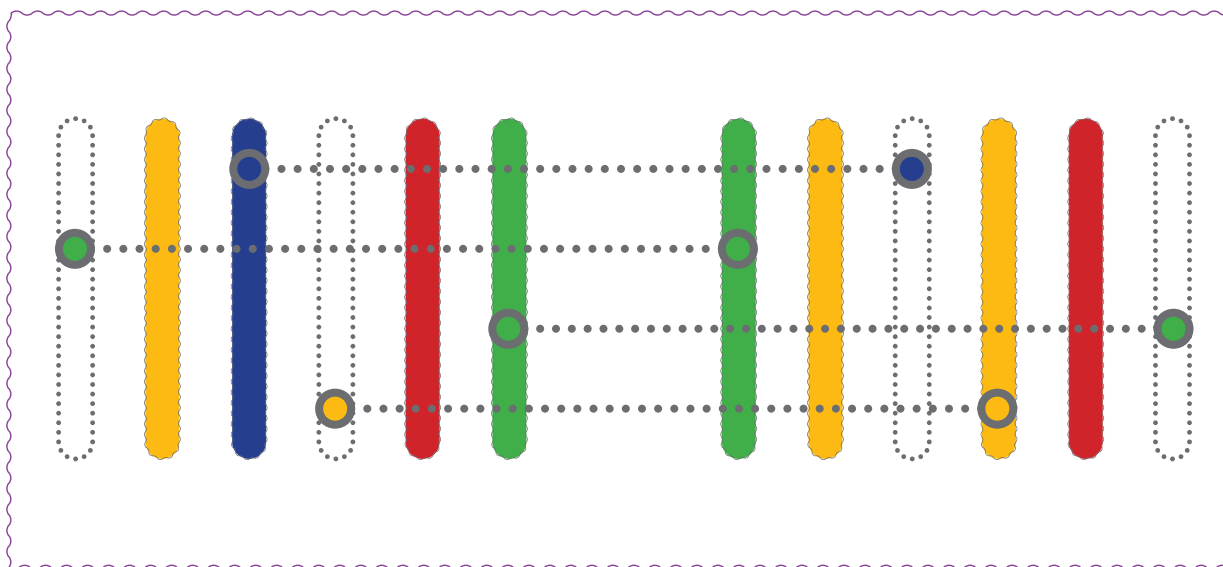
CUTTING AND TEARING ...



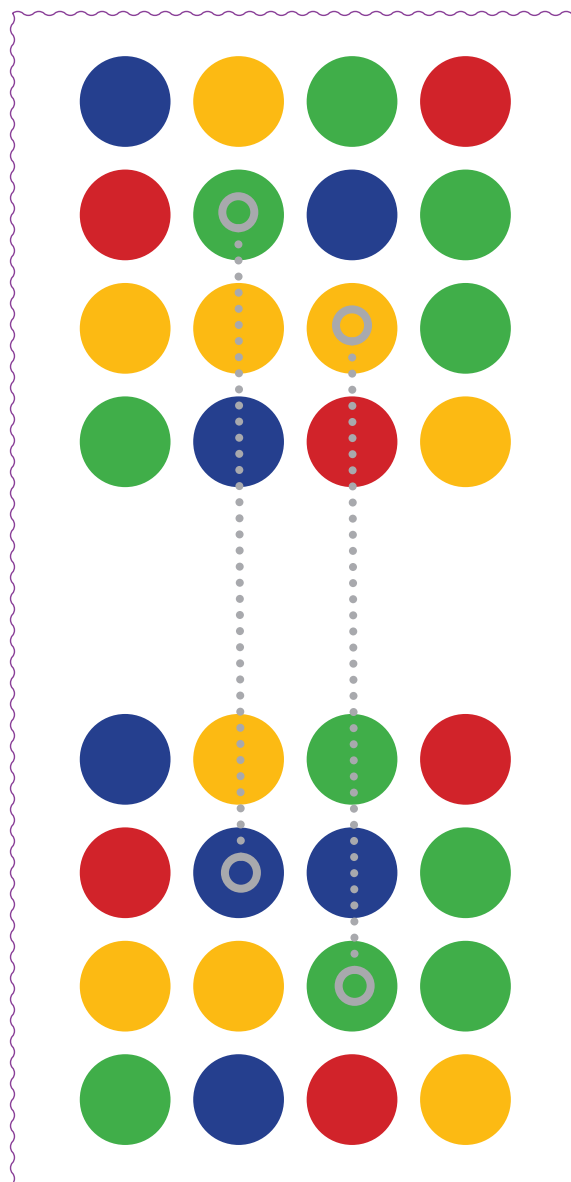
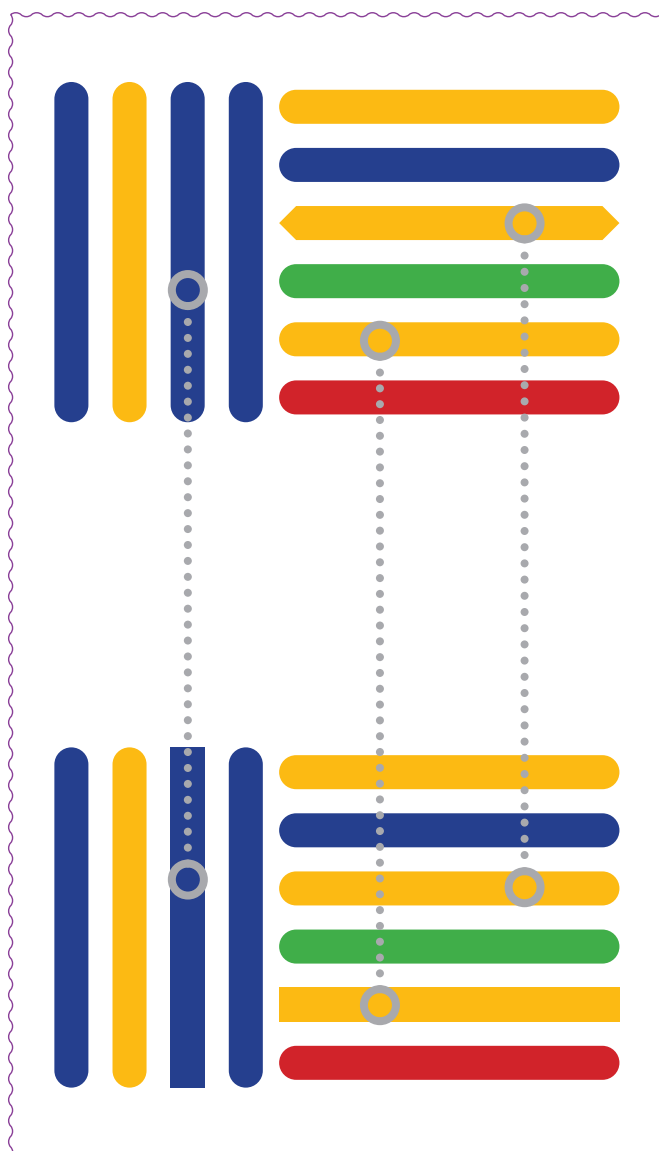
... COPYING PATTERNS ...



... COMPARING AND COMPLETING PATTERNS...

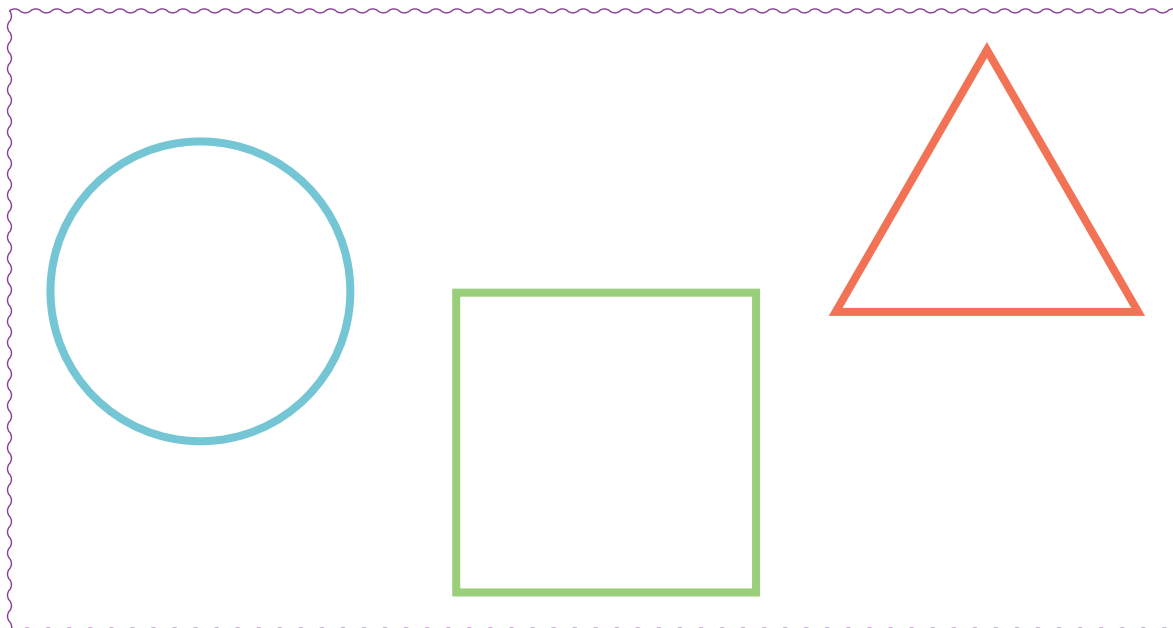


... FINDING THE DIFFERENCES ...




Different types of Brainscribed tasks

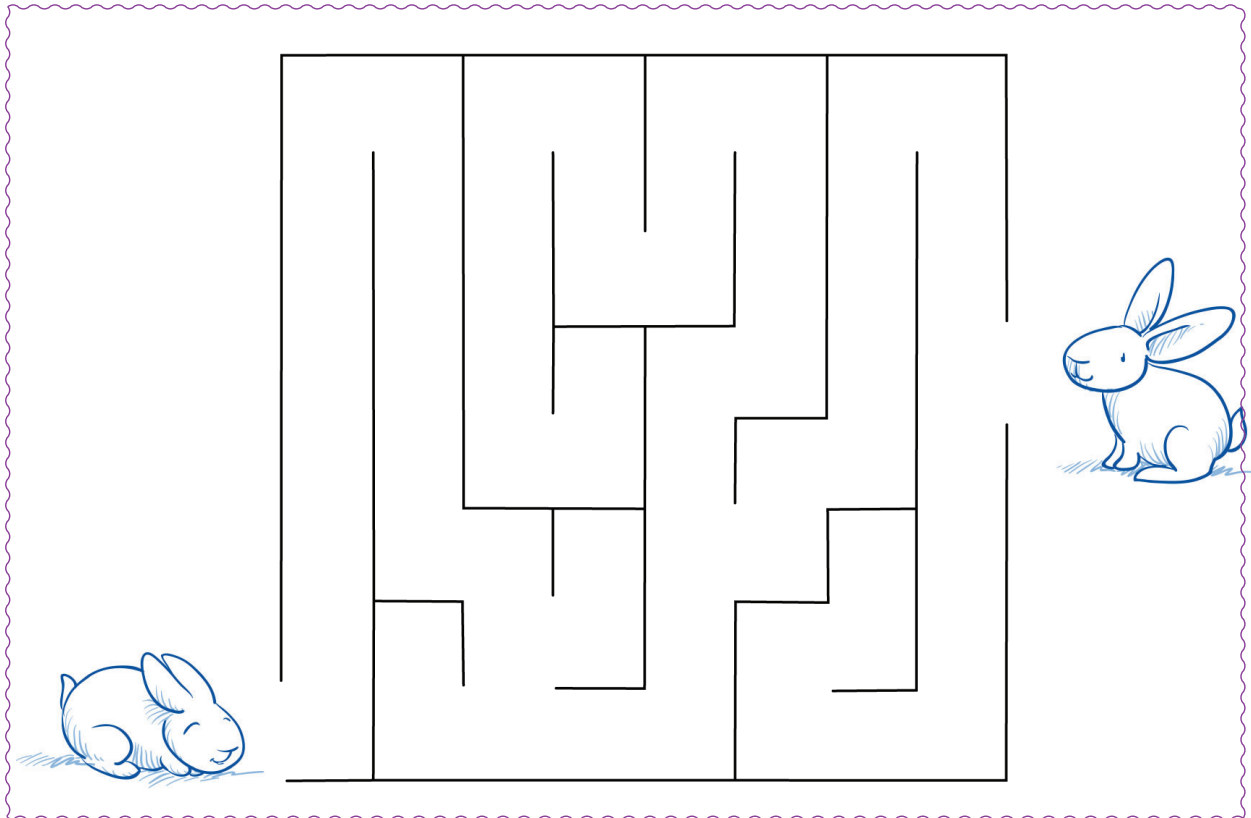
COPYING OF DIFFERENT SHAPES ...




... TRACING LINES ...



... SOLVING MAZES ...




... CHANELLING - DRAWING A PATH BETWEEN TWO GUIDING LINES...



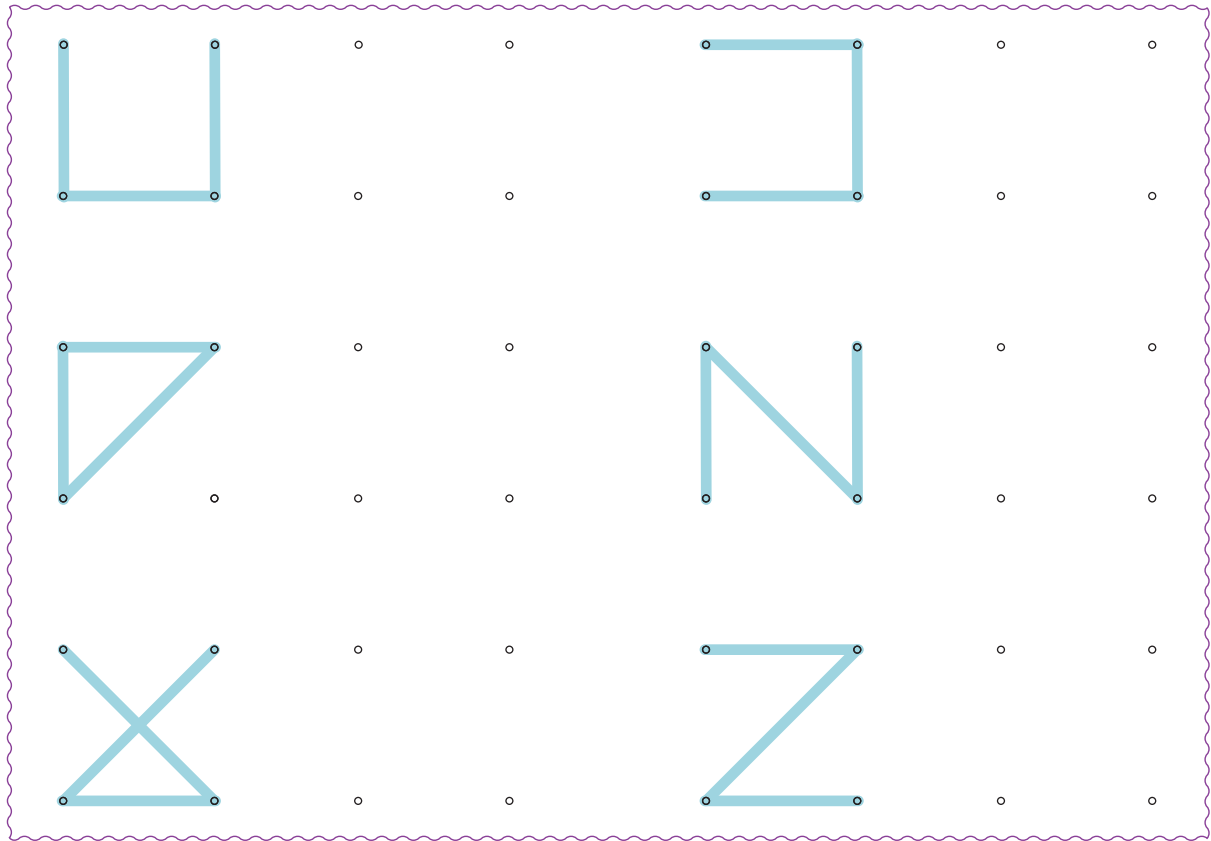
Different types of Brainscribed tasks

... SEARCHING AND TRACING PATHS ...


Different types of Brainscribed tasks



... CONNECTING DOTS ...




... DRAWING CURVES AND LOOPS IN A GRID...




Different types of Brainscribed tasks

... SEARCHING AND COMPLETING SHAPES ...



... TRACING DIFFERENT SHAPES ...



... AND MANY OTHER TYPES OF EXERCISES IN THE VARIOUS
BRAINSCRIBED WORKBOOKS!

Different types of Brainscribed tasks